

# TEXAS GENERAL LAND OFFICE

## State of Texas CDBG Mitigation Action Plan: Building Stronger for a Resilient Future

Pending HUD approval of Amendment 1  
As of Sept. 1, 2021



### OVERVIEW

The Texas General Land Office (GLO) is administering **\$4,301,841,000** in HUD CDBG Mitigation (CDBG-MIT) funds.

These CDBG-MIT funds will be used to build and implement structural and non-structural projects, programs, and partnerships throughout the State of Texas that reduce the risks and impacts of future natural disasters.

*The State of Texas CDBG Mitigation Action Plan Amendment 1: Building Stronger for a Resilient Future* outlines the use of funds, programs, eligible applicants, and eligibility criteria.

### PROGRAM BUDGET

- The GLO developed a mitigation needs assessment to determine programs.
- The GLO will administer state programs focused on infrastructure, housing, and planning.
- HUD requires that at least 50% of total funds must be used for activities benefiting low and moderate income (LMI) persons; all programs will have an LMI priority.



Programs	HUD Most Impacted and Distressed	State Most Impacted and Distressed	Total Allocation
2015 Floods State Mitigation Competition	\$23,048,475.00	\$23,048,475.00	\$46,096,950.00
2016 Floods State Mitigation Competition	\$74,648,350.68	\$74,648,350.68	\$149,296,701.36
Hurricane Harvey State Mitigation Competition	\$492,261,589.49	\$483,443,227.62	\$975,704,817.11
2018 South Texas Floods State Mitigation Competition	\$2,023,620.00	\$2,023,620.00	\$4,047,240.00
Harris County Mitigation Method of Distribution	\$750,000,000.00	-	\$750,000,000.00
Regional Mitigation Program (COG MOD)	\$933,597,000.00	\$233,400,000.00	\$1,166,997,000.00
HMGP: Supplemental	\$50,000,000.00	\$50,000,000.00	\$100,000,000.00
Coastal Resiliency Program	\$20,459,731.00	-	\$20,459,731.00
Housing Oversubscription Supplemental	\$320,000,000.00	\$80,000,000.00	\$400,000,000.00
Resilient Home Program	\$80,000,000.00	\$20,000,000.00	\$100,000,000.00
State Project Delivery	\$64,527,615.00	\$64,527,615.00	\$129,055,230.00
Hazard Mitigation Plans	\$15,000,000.00	\$15,000,000.00	\$30,000,000.00
Resilient Communities Program	\$50,000,000.00	\$50,000,000.00	\$100,000,000.00
Regional and State Planning	\$57,545,640.27	\$57,545,640.26	\$115,091,280.53
State Administration	\$107,546,025.00	\$107,546,025.00	\$215,092,050.00
<b>Total</b>	<b>\$3,040,658,046.44</b>	<b>\$1,261,182,953.56</b>	<b>\$4,301,841,000.00</b>

### ELIGIBLE AREAS

HUD has identified Aransas, Brazoria, Chambers, Fayette, Fort Bend, Galveston, Hardin, Harris, Hays, Hidalgo, Jasper, Jefferson, Liberty, Montgomery, Newton, Nueces, Orange, Refugio, San Jacinto, San Patricio, Travis, Victoria, and Wharton Counties; 75979, 77320, 77335, 77351, 77414, 77423, 77482, 77493, 77979, and 78934 ZIP codes as the **Most Impacted and Distressed (HUD MID)**.

HUD requires that **at least 50%** of the total allocation must address identified risks in HUD MID areas.

**Up to 50%** of the total allocation may address identified risks in the other federally mandated eligible non HUD MID areas, commonly referred to as State MID areas.

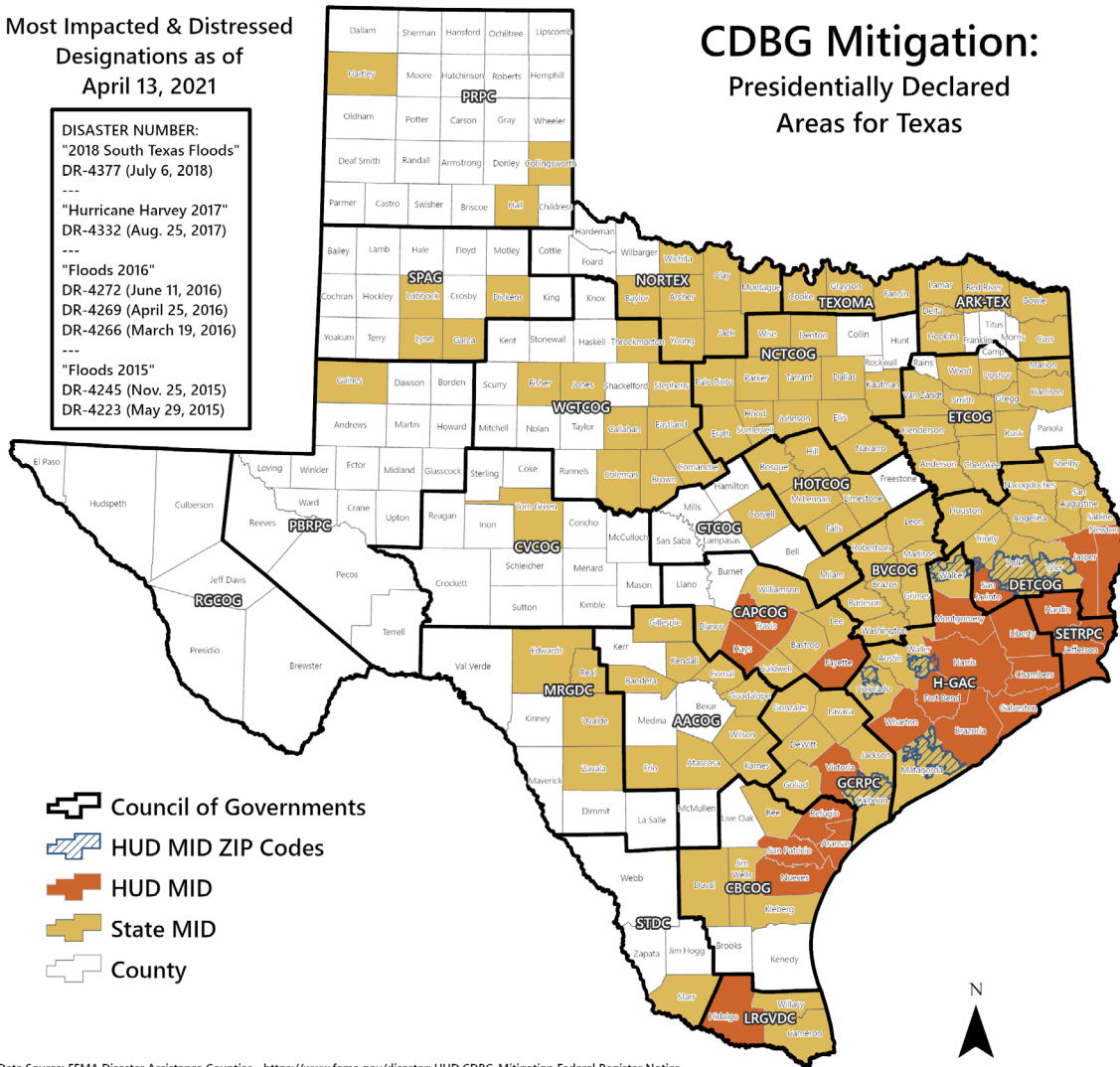
A project may be located outside of the eligible areas if the project demonstrates how it would reduce identified risks in the eligible areas.



Most Impacted & Distressed  
 Designations as of  
 April 13, 2021

DISASTER NUMBER:  
 "2018 South Texas Floods"  
 DR-4377 (July 6, 2018)  
 ---  
 "Hurricane Harvey 2017"  
 DR-4332 (Aug. 25, 2017)  
 ---  
 "Floods 2016"  
 DR-4272 (June 11, 2016)  
 DR-4269 (April 25, 2016)  
 DR-4266 (March 19, 2016)  
 ---  
 "Floods 2015"  
 DR-4245 (Nov. 25, 2015)  
 DR-4223 (May 29, 2015)

**CDBG Mitigation:**  
 Presidentially Declared  
 Areas for Texas



Data Source: FEMA Disaster Assistance Counties - <https://www.fema.gov/disaster>; HUD CDBG-Mitigation Federal Register Notice  
 Author: Texas General Land Office - Community Development and Revitalization Program  
 Projection: NAD 1983 Texas Statewide Mapping System

► **HUD'S MITIGATION DEFINITION**

*"Activities that increase resilience to disasters and reduce or eliminate the long-term risk of loss of life, injury, damage to and loss of property, and suffering and hardship, by lessening the impact of future disasters."*

- CDBG-MIT Federal Register Notice

# TEXAS GENERAL LAND OFFICE

## State of Texas CDBG Mitigation Action Plan: Building Stronger for a Resilient Future

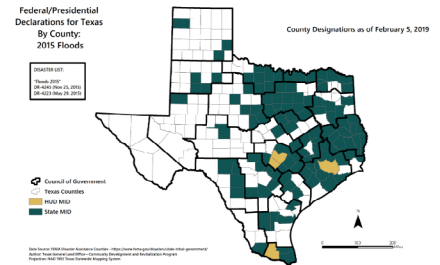


### ▶ CDBG-MIT PROGRAMS

#### ▶ INFRASTRUCTURE PROGRAMS: \$3.2 BILLION

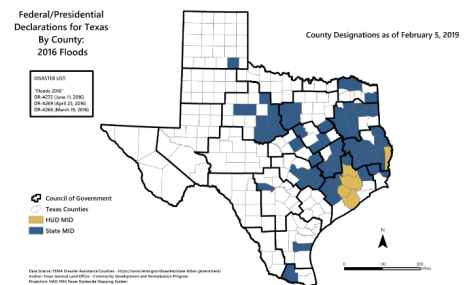
#### ▶ 2015 and 2016 Floods State Mitigation Competitions:

Two separate competitions were open to cities, counties, Indian Tribes, and councils of governments (COG) to address risks in the 2015 and 2016 Floods HUD MID and State MID areas. Examples of projects included flood control and drainage improvements, infrastructure improvements, communications infrastructure, public facilities, and buyouts or acquisitions. Each proposed project had a total proposed cost between \$3 million to \$10 million. Awarded projects for the 2015 and 2016 Floods State Mitigation Competitions were announced on March 3, 2021 and March 11, 2021, respectively.



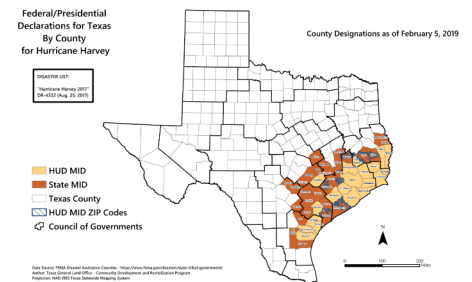
#### ▶ Hurricane Harvey State Mitigation Competition:

This competition funded mitigation projects for Hurricane Harvey HUD MID and State MID areas. The competition was open to cities, counties, COGs, state agencies, Indian Tribes, Port Authorities, River Authorities, and special purpose districts. Examples of projects included flood control and drainage improvements, infrastructure improvements, communications infrastructure, and public facilities. Each proposed project had a total proposed cost between \$3 million to \$100 million. Awarded projects were announced on May 21, 2021.



#### ▶ 2018 South Texas Floods State Mitigation Competition:

This competition will provide funds to cities, counties, Indian Tribes, and councils of governments (COG) to address risks in the 2018 South Texas Floods HUD MID and State MID areas. Examples of projects include flood control and drainage improvements, infrastructure improvements, green infrastructure, public facilities, and buyouts. Each proposed project must have a total proposed cost between \$250,000 to \$1 million.

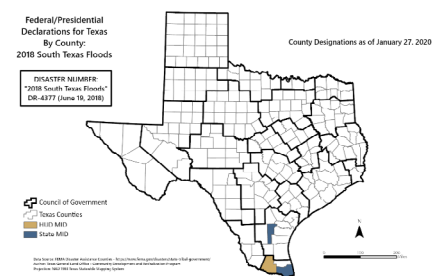


#### ▶ Harris County Mitigation Method of Distribution:

Harris County will develop a local MOD for allocation of funds to eligible entities, including units of local governments, special purpose districts, and port and river authorities. The GLO encourages the prioritization of regional investments with regional impacts in risk reduction. Due to the nature of this activity, this program will be administered by the GLO, with local eligible entities as subrecipients to Harris County.

#### ▶ Regional Mitigation Program (COG MOD):

Each council of governments (COG) impacted by Hurricane Harvey will be allocated funds. Each COG will develop a method of distribution (MOD) to allocate funds to local units of governments and Indian Tribes. The GLO encourages the prioritization of regional investments with regional impacts in risk reduction to develop disaster-resistant infrastructure including upgrading of water, sewer, solid waste, communications, energy, transportation, health and medical infrastructure, and natural mitigation infrastructure.



# TEXAS GENERAL LAND OFFICE

## State of Texas CDBG Mitigation Action Plan: Building Stronger for a Resilient Future



### ▶ **Hazard Mitigation Grant Program Supplemental:**

The Texas Division of Emergency Management (TDEM) called for, selected, and prioritized a variety of local mitigation projects through FEMA's Hazard Mitigation Grant Program (HMGP). This supplemental helped fund HMGP CDBG-MIT eligible projects that were selected but unable to receive funding in Hurricane Harvey impacted areas.

### ▶ **Coastal Resiliency Program:**

Provided funds for a combination of green/grey infrastructure, or non-structural CDBG-MIT eligible projects identified in the Texas Coastal Master Plan in Hurricane Harvey HUD MID and State MID areas that increased long-term coastal resiliency. Counties, cities, navigation districts, port authorities, non-governmental organizations and state agencies were eligible.

## **HOUSING PROGRAMS: \$500 MILLION**

### ▶ **Housing Oversubscription Supplemental:**

Provides funds to reconstruct owner-occupied single family homes damaged by Hurricane Harvey with elevation or storm hardening. Eligible participants will be drawn from the GLO's existing waitlisted eligible Homeowner Assistance Program (HAP) applicants.

### ▶ **Resilient Home Program:**

Provides funds to reconstruct owner-occupied single family homes damaged by Hurricane Harvey with additional resiliency standards. Eligible participants will be drawn from the GLO's existing waitlisted eligible Homeowner Assistance Program (HAP) applicants. This program will serve as a showcase for more resilient residential construction.

## **PLANNING PROGRAMS: \$245 MILLION**

### ▶ **Hazard Mitigation Plans:**

Provides funds for the development of FEMA-approved Local Hazard Mitigation Action Plans (LHMAP) and an enhanced State Hazard Mitigation Plan. Development or update of an LHMAP may include studies to enhance a community's understanding of risk including dam inundation studies, flood studies, and wildfire studies. TDEM and FEMA HMGP eligible entities located within any CDBG-MIT county are eligible.

### ▶ **Resilient Communities Program:**

Provides funds for the development, adoption, and implementation of modern and resilient building codes, flood damage prevention ordinances, and local plans. Cities, counties, COGs, and Indian Tribes located in any CDBG-MIT eligible area are eligible to apply.

### ▶ **Regional and State Planning:**

Provides funding for regional and statewide planning studies and tools that work to reduce risks and impacts of future disasters. The GLO will oversee these funds in partnership with local, state, and federal entities.

## **GLO's Community Development and Revitalization Division**

The Texas General Land Office administers both Community Development Block Grant Disaster Recovery (CDBG-DR) and Mitigation (CDBG-MIT) funds on behalf of the state of Texas. More than \$14 billion have been allocated for recovery and mitigation following Hurricanes Rita, Dolly, and Ike, the 2011 wildfires, the 2015 and 2016 Floods, Hurricane Harvey, 2018 South Texas floods and the 2019 disasters. These grants can be used for a wide variety of activities including housing redevelopment, infrastructure repair and long-term planning.



# TEXAS GENERAL LAND OFFICE

State of Texas CDBG Mitigation Action Plan:  
Building Stronger for a Resilient Future



## ► CDBG-MIT HUD AND STATE MID AREAS

County	2015	2016	Harvey (2017)	2018	County	2015	2016	Harvey (2017)	2018
Anderson	-	Eligible	-	-	Dickens	Eligible	-	-	-
Angelina	Eligible	Eligible	-	-	Duval	Eligible	-	-	-
Aransas	-	-	HUD MID	-	Eastland	Eligible	Eligible	-	-
Archer	Eligible	-	-	-	Edwards	Eligible	-	-	-
Atascosa	Eligible	-	-	-	Ellis	Eligible	-	-	-
Austin	Eligible	Eligible	Eligible	-	Erath	Eligible	Eligible	-	-
Bandera	-	Eligible	-	-	Falls	-	Eligible	-	-
Bastrop	Eligible	Eligible	Eligible	-	Fannin	Eligible	Eligible	-	-
Baylor	Eligible	-	-	-	Fayette	Eligible	Eligible	HUD MID	-
Bee	-	-	Eligible	-	Fisher	-	Eligible	-	-
Blanco	Eligible	-	-	-	Fort Bend	Eligible	HUD MID	HUD MID	-
Bosque	Eligible	Eligible	-	-	Frio	Eligible	-	-	-
Bowie	Eligible	-	-	-	Gaines	Eligible	-	-	-
Brazoria	Eligible	HUD MID	HUD MID	-	Galveston	Eligible	-	HUD MID	-
Brazos	-	Eligible	-	-	Garza	Eligible	-	-	-
Brown	Eligible	Eligible	-	-	Gillespie	Eligible	-	-	-
Burleson	Eligible	Eligible	Eligible	-	Goliad	-	-	Eligible	-
Caldwell	Eligible	Eligible	Eligible	-	Gonzales	Eligible	-	Eligible	-
Calhoun	-	-	Eligible	-	Grayson	Eligible	-	-	-
Callahan	Eligible	Eligible	-	-	Gregg	-	Eligible	-	-
Cameron	Eligible	-	-	Eligible	Grimes	Eligible	Eligible	Eligible	-
Cass	Eligible	Eligible	-	-	Guadalupe	Eligible	-	Eligible	-
Chambers	-	-	HUD MID	-	Hall	Eligible	Eligible	-	-
Cherokee	Eligible	Eligible	-	-	Hardin	Eligible	Eligible	HUD MID	-
Clay	Eligible	-	-	-	Harris	HUD MID	HUD MID	HUD MID	-
Coleman	-	Eligible	-	-	Harrison	Eligible	Eligible	-	-
Collingsworth	Eligible	-	-	-	Hartley	Eligible	-	-	-
Colorado	Eligible	Eligible	Eligible	-	Hays	HUD MID	-	-	-
Comal	Eligible	-	Eligible	-	Henderson	Eligible	Eligible	-	-
Comanche	Eligible	Eligible	-	-	Hidalgo	HUD MID	Eligible	-	HUD MID
Cooke	Eligible	-	-	-	Hill	Eligible	-	-	-
Coryell	Eligible	Eligible	-	-	Hood	Eligible	Eligible	-	-
Dallas	Eligible	-	-	-	Hopkins	Eligible	-	-	-
Delta	Eligible	-	-	-	Houston	Eligible	Eligible	-	-
Denton	Eligible	-	-	-	Jack	Eligible	-	-	-
DeWitt	Eligible	-	Eligible	-	Jackson	-	-	Eligible	-

# TEXAS GENERAL LAND OFFICE

State of Texas CDBG Mitigation Action Plan:  
Building Stronger for a Resilient Future



## ► CDBG-MIT HUD AND STATE MID AREAS

County	2015	2016	Harvey (2017)	2018	County	2015	2016	Harvey (2017)	2018
Jasper	Eligible	Eligible	HUD MID	-	Refugio	Eligible	-	HUD MID	-
Jefferson	-	-	HUD MID	-	Robertson	Eligible	-	-	-
Jim Wells	Eligible	-	Eligible	Eligible	Rusk	Eligible	-	-	-
Johnson	Eligible	-	-	-	Sabine	Eligible	Eligible	Eligible	-
Jones	Eligible	Eligible	-	-	San Augustine	Eligible	Eligible	Eligible	-
Karnes	-	-	Eligible	-	San Jacinto	Eligible	Eligible	HUD MID	-
Kaufman	Eligible	-	-	-	San Patricio	-	-	HUD MID	-
Kendall	Eligible	-	-	-	Shelby	Eligible	Eligible	-	-
Kleberg	-	Eligible	Eligible	-	Smith	Eligible	Eligible	-	-
Lamar	Eligible	Eligible	-	-	Somervell	Eligible	Eligible	-	-
Lavaca	-	-	Eligible	-	Starr	Eligible	-	-	-
Lee	Eligible	Eligible	Eligible	-	Stephens	-	Eligible	-	-
Leon	Eligible	Eligible	-	-	Tarrant	Eligible	-	-	-
Liberty	Eligible	Eligible	HUD MID	-	Throckmorton	Eligible	Eligible	-	-
Limestone	-	Eligible	-	-	Tom Green	Eligible	-	-	-
Lubbock	Eligible	-	-	-	Travis	HUD MID	Eligible	-	-
Lynn	Eligible	-	-	-	Trinity	Eligible	Eligible	-	-
Madison	Eligible	Eligible	Eligible	-	Tyler	Eligible	Eligible	Eligible	-
Marion	-	Eligible	-	-	Upshur	-	Eligible	-	-
Matagorda	-	-	Eligible	-	Uvalde	Eligible	-	-	-
McLennan	Eligible	-	-	-	Van Zandt	Eligible	Eligible	-	-
Milam	Eligible	Eligible	Eligible	-	Victoria	Eligible	-	HUD MID	-
Montague	Eligible	-	-	-	Walker	Eligible	Eligible	Eligible	-
Montgomery	Eligible	HUD MID	HUD MID	-	Waller	Eligible	Eligible	Eligible	-
Nacogdoches	Eligible	-	-	-	Washington	Eligible	Eligible	Eligible	-
Navarro	Eligible	Eligible	-	-	Wharton	Eligible	Eligible	HUD MID	-
Newton	Eligible	HUD MID	HUD MID	-	Wichita	Eligible	-	-	-
Nueces	Eligible	-	HUD MID	-	Willacy	Eligible	-	-	-
Orange	Eligible	Eligible	HUD MID	-	Williamson	Eligible	-	-	-
Palo Pinto	Eligible	Eligible	-	-	Wilson	Eligible	-	-	-
Parker	Eligible	Eligible	-	-	Wise	Eligible	-	-	-
Polk	Eligible	Eligible	Eligible	-	Wood	-	Eligible	-	-
Real	Eligible	-	-	-	Young	Eligible	-	-	-
Red River	Eligible	Eligible	-	-	Zavala	Eligible	-	-	-