

TEXAS GENERAL LAND OFFICE
Community Development and Revitalization Program
Hurricane Ike

Reporting Period (as of): 1/31/2020

HUD GRANT NO. : B-08-DI-48-0001
 CFDA 14.228

CDBG DR IKE/DOLLY GRANT TOTAL (PF + PI) \$ 3,122,270,147
 Program Funds \$ 3,113,472,856
 Estimated Program Income \$ 7,692,061
 Program Income Received \$ 1,105,230

Grant Awarded: 3/31/2009
Public Law: 110-329

Category	A Budgeted	B Obligated	C Expenditures	A-C Balance (budgeted)	B-C Balance (Obligated)	C/A % Expended (budgeted)	B/A % (Obligated)
ADMIN	\$155,683,766	\$155,219,617	\$149,227,393	\$6,456,374	\$5,992,224	95.9%	99.7%
PLANNING	\$59,055,150	\$56,891,515	\$54,069,954	\$4,985,196	\$2,821,561	91.6%	96.3%
PROGRAM - Non-Housing	\$1,298,596,324	\$1,290,023,039	\$1,222,593,281	\$76,003,043	\$67,429,758	94.1%	99.3%
PROGRAM - Housing	\$1,608,934,907	\$1,511,774,219	\$1,452,566,343	\$156,368,564	\$59,207,877	90.3%	94.0%
TOTAL	\$3,122,270,147	\$3,013,908,390	\$2,878,456,970	\$243,813,177	\$135,451,420	92.2%	96.5%

NON-HOUSING AWARDS - DETAIL	Budgeted	Obligated	Expenditures	Balance (budgeted)	Balance (Obligated)	% Expended (budgeted)	% (Obligated)
Total Round 1:	\$610,181,854	\$602,710,527	\$581,659,509	\$28,522,345	\$21,051,018	95.3%	98.8%
Total Round 2.1:	\$180,882,941	\$180,716,155	\$173,697,970	\$7,184,971	\$7,018,185	96.0%	99.9%
Total Round 2.2:	\$503,242,702	\$502,340,676	\$464,375,220	\$38,867,482	\$37,965,457	92.3%	99.8%
Total Round 2.3:	\$4,288,827	\$4,255,681	\$2,860,583	\$1,428,244	\$1,395,098	66.7%	99.2%
Total non-housing (all rounds)	\$1,298,596,324	\$1,290,023,039	\$1,222,593,281	\$76,003,043	\$67,429,758	94.1%	99.3%

HOUSING AWARDS - DETAIL	Budgeted	Obligated	Expenditures	Balance (budgeted)	Balance (Obligated)	% Expended (budgeted)	% (Obligated)
NON-RENTAL PROGRAM							
Total Round 1:	\$426,856,670	\$421,709,703	\$421,685,103	\$5,171,567	\$24,600	98.8%	98.8%
Total Round 2.2:	\$572,988,467	\$572,875,015	\$555,249,219	\$17,739,247	\$17,625,796	96.9%	100.0%
RENTAL PROGRAM							
Total Round 1:	\$132,898,805	\$127,755,362	\$127,755,362	\$5,143,443	\$0	96.1%	96.1%
Total Round 2.2:	\$476,190,965	\$389,434,139	\$347,876,658	\$128,314,307	\$41,557,481	73.1%	81.8%

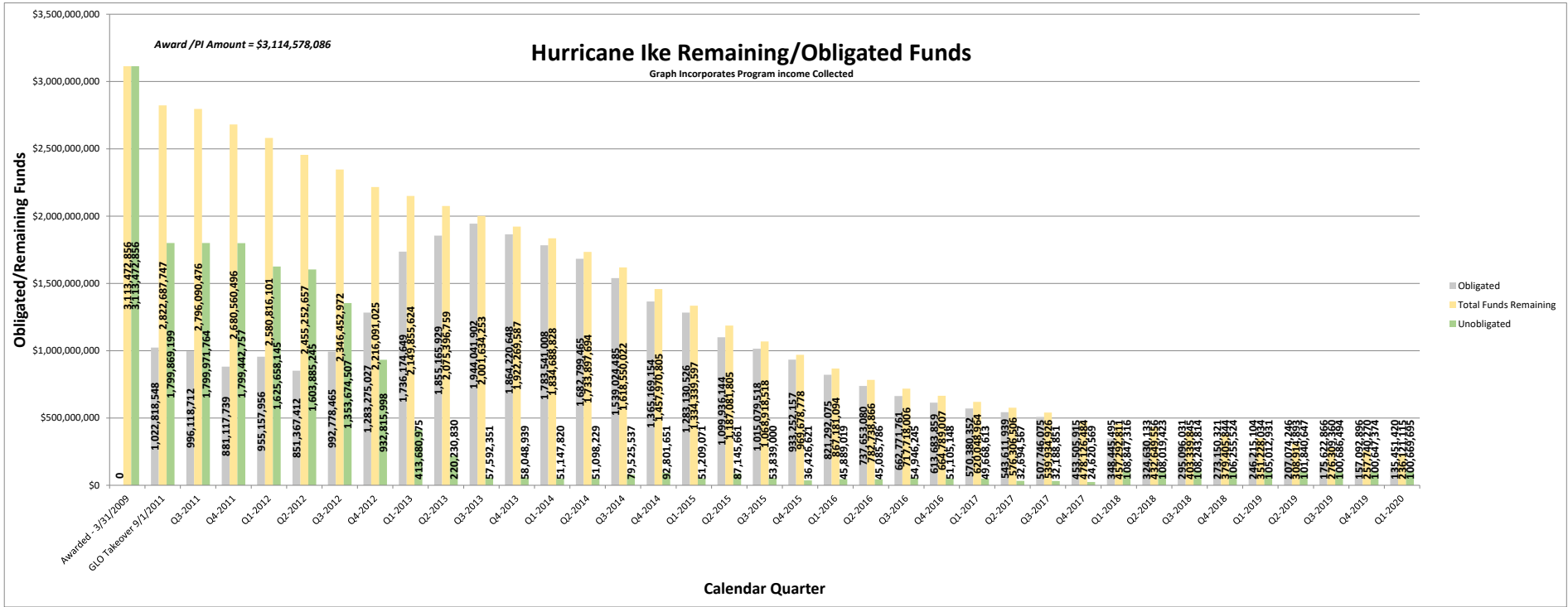
Subtotal Round 1:	\$559,755,475	\$549,465,065	\$549,440,465	\$10,315,010	\$24,600	98.2%	98.2%
Subtotal Round 2.2:	\$1,049,179,432	\$962,309,154	\$903,125,878	\$146,053,555	\$59,183,277	86.1%	91.7%
Total housing (all rounds)	\$1,608,934,907	\$1,511,774,219	\$1,452,566,343	\$156,368,564	\$59,207,877	90.3%	94.0%

Preparer: Anna Ramirez Riojas 2/3/2020
 Date

Finance Director Approval: _____
 Date

Hurricane Ike
Report As of: 01/31/2020

As of Date	FY	NON-HOUSING		HOUSING		ADMIN/PLANNING		TOTAL		FY Totals
		Year to Date Expenses	Monthly Expenses	Year to Date Expenses	Monthly Expenses	Year to Date Expenses	Monthly Expenses	Year to Date Expenses	Monthly Expenses	
Pre-GLO 6/30/2011	11	\$98,783,717		\$76,378,832		\$50,272,355		\$225,434,905		\$225,434,905
7/31/2011	11	\$106,450,687	\$7,666,969	\$88,699,680	\$12,320,848	\$52,097,797	\$1,825,442	\$247,248,164	\$21,813,259	
GLO 8/31/2011	11	\$127,008,260	\$20,557,573	\$109,108,024	\$20,408,344	\$54,668,826	\$2,571,029	\$290,785,109	\$43,536,945	\$65,350,204
8/31/2012	12	\$316,827,335	\$23,144,914	\$325,457,712	\$18,444,074	\$88,573,917	\$2,582,870	\$730,858,963	\$44,171,857	\$440,073,854
8/31/2013	13	\$470,055,000	\$14,106,232	\$496,949,194	\$9,086,523	\$117,505,125	\$2,026,195	\$1,084,509,319	\$25,218,950	\$353,650,356
8/31/2014	14	\$646,893,801	\$10,749,412	\$664,820,455	\$20,495,660	\$142,769,226	\$1,679,901	\$1,454,483,482	\$32,924,973	\$369,974,163
9/30/2014	15	\$657,102,612	\$10,208,811	\$692,191,107	\$27,370,652	\$145,629,115	\$2,859,889	\$1,494,922,834	\$40,439,352	
10/31/2014	15	\$683,898,739	\$26,796,127	\$726,864,676	\$34,673,569	\$148,232,409	\$2,603,294	\$1,558,995,824	\$64,072,990	
11/30/2014	15	\$704,797,662	\$20,898,923	\$755,260,858	\$28,396,182	\$149,575,374	\$1,342,965	\$1,609,633,894	\$50,638,070	
12/31/2014	15	\$717,707,077	\$12,909,415	\$786,300,913	\$31,040,055	\$151,494,061	\$1,918,687	\$1,655,502,051	\$45,868,157	
1/31/2015	15	\$734,889,522	\$17,182,445	\$814,815,997	\$28,515,084	\$154,066,251	\$2,572,190	\$1,703,771,770	\$48,269,719	
2/28/2015	15	\$752,124,106	\$17,234,584	\$832,270,507	\$17,454,510	\$149,968,180	-\$4,098,071	\$1,734,362,793	\$30,591,023	
3/31/2015	15	\$770,052,097	\$17,927,992	\$857,332,927	\$25,062,420	\$151,809,486	\$1,841,306	\$1,779,194,510	\$44,831,717	
4/30/2015	15	\$789,220,859	\$19,168,762	\$886,270,448	\$28,937,521	\$154,075,201	\$2,265,715	\$1,829,566,509	\$50,371,998	
5/31/2015	15	\$798,975,485	\$9,754,626	\$915,702,124	\$29,431,676	\$155,168,342	\$1,093,141	\$1,869,845,952	\$36,372,443	
6/30/2015	15	\$811,370,842	\$12,395,357	\$958,154,153	\$42,452,029	\$156,965,952	\$1,797,610	\$1,926,490,948	\$56,644,997	
7/31/2015	15	\$829,664,831	\$18,293,989	\$977,849,717	\$19,695,564	\$156,746,977	-\$218,975	\$1,964,261,525	\$37,770,577	
8/31/2015	15	\$840,845,967	\$11,181,136	\$1,000,534,516	\$22,684,799	\$157,605,426	\$858,449	\$1,998,985,909	\$34,724,384	\$544,502,427
9/30/2015	16	\$862,659,692	\$21,813,725	\$1,023,871,266	\$23,336,750	\$158,242,629	\$637,203	\$2,044,773,587	\$45,787,678	
10/31/2015	16	\$887,425,192	\$24,765,500	\$1,046,510,386	\$22,639,120	\$159,621,789	\$1,379,160	\$2,093,557,367	\$48,783,780	
11/30/2015	16	\$897,342,927	\$9,917,735	\$1,057,053,430	\$10,543,044	\$160,899,622	\$1,277,833	\$2,115,295,978	\$21,738,611	
12/31/2015	16	\$910,611,237	\$13,268,310	\$1,071,987,768	\$14,934,338	\$161,451,272	\$551,651	\$2,144,050,277	\$28,754,299	
1/31/2016	16	\$923,610,143	\$12,998,906	\$1,097,204,247	\$25,216,479	\$163,534,259	\$2,082,987	\$2,184,348,649	\$40,298,372	
2/29/2016	16	\$939,206,713	\$15,596,570	\$1,116,291,989	\$19,087,742	\$165,177,759	\$1,643,500	\$2,220,676,641	\$36,327,812	
3/31/2016	16	\$946,880,266	\$7,673,553	\$1,132,320,620	\$16,028,631	\$167,413,072	\$2,235,313	\$2,246,613,958	\$25,937,497	
4/30/2016	16	\$960,114,867	\$13,234,602	\$1,151,823,364	\$19,502,743	\$168,421,628	\$1,008,556	\$2,280,359,859	\$33,745,901	
5/31/2016	16	\$967,428,958	\$7,314,091	\$1,162,421,144	\$10,597,780	\$169,543,604	\$1,121,976	\$2,299,393,706	\$19,033,847	
6/30/2016	16	\$972,454,653	\$5,025,695	\$1,187,972,547	\$25,551,403	\$170,666,679	\$1,123,075	\$2,331,093,879	\$31,700,173	
7/31/2016	16	\$986,037,116	\$13,582,463	\$1,197,334,108	\$9,361,561	\$171,435,036	\$768,357	\$2,354,806,261	\$23,712,382	
8/31/2016	16	\$993,952,726	\$7,915,610	\$1,207,610,688	\$10,276,580	\$172,261,264	\$826,228	\$2,373,824,679	\$19,018,418	\$374,838,770
9/30/2016	17	\$1,005,505,167	\$11,552,441	\$1,218,057,340	\$10,446,652	\$172,601,850	\$340,586	\$2,396,164,357	\$22,339,679	
10/31/2016	17	\$1,009,705,199	\$4,200,032	\$1,227,870,242	\$9,812,902	\$174,319,355	\$1,717,505	\$2,411,894,796	\$15,730,438	
11/30/2016	17	\$1,013,987,862	\$4,282,663	\$1,240,400,320	\$12,530,078	\$175,384,806	\$1,065,451	\$2,429,772,988	\$17,878,193	
12/31/2016	17	\$1,027,402,865	\$13,415,002	\$1,244,893,110	\$4,492,790	\$176,845,537	\$1,460,731	\$2,449,141,512	\$19,368,524	
1/31/2017	17	\$1,035,202,409	\$7,799,544	\$1,250,190,739	\$5,297,629	\$177,912,191	\$1,066,653	\$2,463,305,338	\$14,163,826	
2/28/2017	17	\$1,045,727,090	\$10,524,680	\$1,254,762,232	\$4,571,494	\$178,763,622	\$851,431	\$2,479,252,943	\$15,947,605	
3/31/2017	17	\$1,054,534,777	\$8,807,687	\$1,259,920,476	\$5,158,244	\$179,448,401	\$684,780	\$2,493,903,655	\$14,650,711	
4/30/2017	17	\$1,059,118,862	\$4,584,085	\$1,262,473,672	\$2,553,196	\$180,489,584	\$1,041,182	\$2,502,082,118	\$8,178,464	
5/31/2017	17	\$1,065,204,949	\$6,086,086	\$1,271,979,744	\$9,506,072	\$181,287,209	\$797,625	\$2,518,471,902	\$16,389,784	
6/30/2017	17	\$1,076,808,782	\$11,603,833	\$1,278,239,877	\$6,260,133	\$182,597,454	\$1,310,245	\$2,537,646,112	\$19,174,210	
7/31/2017	17	\$1,080,006,108	\$3,197,327	\$1,283,221,462	\$4,981,586	\$183,164,441	\$566,988	\$2,546,392,012	\$8,745,900	
8/31/2017	17	\$1,081,400,418	\$1,394,310	\$1,294,528,906	\$11,307,444	\$183,768,565	\$604,124	\$2,559,697,889	\$13,305,877	\$185,873,211
9/30/2017	18	\$1,086,319,656	\$4,919,238	\$1,302,980,014	\$8,451,108	\$184,749,145	\$980,580	\$2,574,048,815	\$14,350,926	
10/31/2017	18	\$1,093,514,841	\$7,195,185	\$1,314,505,831	\$11,525,817	\$186,215,757	\$1,466,611	\$2,594,236,429	\$20,187,613	
11/30/2017	18	\$1,103,406,404	\$9,891,563	\$1,326,567,555	\$12,061,724	\$187,037,988	\$822,232	\$2,617,011,948	\$22,775,519	
12/31/2017	18	\$1,109,730,586	\$6,324,182	\$1,338,110,455	\$11,542,900	\$188,051,460	\$1,013,472	\$2,635,892,501	\$18,880,553	
1/31/2018	18	\$1,111,341,068	\$1,610,482	\$1,340,805,504	\$2,695,049	\$188,799,215	\$747,755	\$2,640,945,787	\$5,953,286	
2/28/2018	18	\$1,111,931,518	\$590,450	\$1,342,834,447	\$2,028,944	\$190,160,437	\$1,361,222	\$2,644,926,403	\$3,980,616	
3/31/2018	18	\$1,116,154,069	\$4,222,551	\$1,349,113,292	\$6,278,845	\$191,526,856	\$1,366,419	\$2,656,794,217	\$11,867,814	
4/30/2018	18	\$1,118,569,829	\$2,415,760	\$1,354,599,492	\$5,486,200	\$192,333,761	\$806,905	\$2,665,503,082	\$8,708,866	
5/31/2018	18	\$1,123,134,277	\$4,564,448	\$1,358,323,517	\$3,724,024	\$194,190,743	\$1,856,981	\$2,675,648,536	\$10,145,454	
6/30/2018	18	\$1,127,337,564	\$4,203,287	\$1,359,474,648	\$1,151,131	\$194,669,902	\$479,159	\$2,681,482,114	\$5,833,578	
7/31/2018	18	\$1,136,483,198	\$9,145,634	\$1,363,899,919	\$4,425,271	\$196,996,531	\$2,326,629	\$2,697,379,648	\$15,897,535	
8/31/2018	18	\$1,139,447,946	\$2,964,748	\$1,367,056,919	\$3,157,000	\$197,975,921	\$979,390	\$2,704,480,786	\$7,101,138	\$144,782,896
9/30/2018	19	\$1,142,121,378	\$2,673,432	\$1,370,029,854	\$2,972,935	\$198,729,876	\$753,955	\$2,710,881,108	\$6,400,322	
10/31/2018	19	\$1,145,485,227	\$3,364,449	\$1,373,735,248	\$3,705,394	\$198,864,663	\$134,787	\$2,718,085,739	\$7,204,631	
11/30/2018	19	\$1,151,301,297	\$5,815,469	\$1,376,838,717	\$3,103,468	\$199,279,973	\$415,310	\$2,727,419,986	\$9,334,248	
12/31/2018	19	\$1,154,596,175	\$3,294,878	\$1,380,961,405	\$4,122,688	\$199,324,490	\$44,517	\$2,734,882,071	\$7,462,084	
1/31/2019	19	\$1,160,973,717	\$6,377,542	\$1,386,214,230	\$5,252,825	\$199,516,166	\$191,675	\$2,746,704,113	\$11,822,043	
2/28/2019	19	\$1,165,739,881	\$4,766,164	\$1,390,266,977	\$4,052,747	\$198,900,581	-\$615,585	\$2,754,907,439	\$8,203,326	
3/31/2019	19	\$1,168,156,107	\$2,416,226	\$1,395,912,135	\$5,645,158	\$199,058,601	\$158,020	\$2,763,126,843	\$8,219,404	
4/30/2019	19	\$1,178,922,028	\$10,765,921	\$1,400,270,340	\$4,358,205	\$201,546,126	\$2,487,525	\$2,780,738,494	\$17,611,651	
5/31/2019	19	\$1,182,069,748	\$3,147,720	\$1,402,341,819	\$2,071,479	\$201,626,748	\$80,622	\$2,786,038,315	\$5,299,821	
6/30/2019	19	\$1,191,657,831	\$9,588,083	\$1,412,781,287	\$10,439,468	\$201,067,829	-\$558,919	\$2,805,506,947	\$19,468,631	
7/31/2019	19	\$1,193,452,751	\$1,794,920	\$1,413,998,496	\$1,217,209	\$201,296,074	\$228,246	\$2,808,747,321	\$3,240,374	
8/31/2019	19	\$1,205,577,304	\$12,124,553	\$1,420,342,491	\$6,343,996	\$201,767,944	\$471,870	\$2,827,687,740	\$18,940,419	\$123,206,954
9/30/2019	20	\$1,206,207,440	\$630,136	\$1,430,134,644	\$9,792,153	\$201,837,358	\$69,413	\$2,838,179,442	\$10,491,702	
10/31/2019	20	\$1,210,846,795	\$4,639,354	\$1,430,671,705	\$537,061	\$202,696,925	\$859,567	\$2,844,215,424	\$6,035,982	
11/30/2019	20	\$1,217,560,087	\$6,713,292	\$1,430,677,291	\$5,586	\$202,894,758	\$197,833	\$2,851,132,136	\$6,916,711	
12/31/2019	20	\$1,219,520,585	\$1,960,498	\$1,434,239,307	\$3,562,017	\$203,055,602	\$160,844	\$2,856,815,494	\$5,683,359	
1/31/2020	20	\$1,222,593,281	\$3,072,696	\$1,452,566,343	\$18,327,035	\$203,297,346	\$241,745	\$2,878,456,970	\$21,641,476	\$50,769,231
			%		%		%			
A										



TEXAS GENERAL LAND OFFICE
Community Development and Revitalization Program
Wildfire 1

Reporting Period (as of): 1/31/2020

HUD GRANT NO. : B-12-DT-48-0001

CFDA 14.218

CDBG WILDFIRES GRANT TOTAL: \$31,319,686

Grant Awarded: 8/29/2012

Public Law: 112-55

	A	B	C	A-C	B-C	C/A	B/A
	Budgeted	Obligated	Expenditures	Balance (budgeted)	Balance (Obligated)	% Expended (budgeted)	% (Obligated)
ADMINISTRATIVE	\$1,293,306	\$1,293,306	\$1,105,956	\$187,350	\$187,350	85.5%	100.0%
PLANNING	\$42,016	\$22,500	\$22,500	\$19,516	\$0	53.6%	53.6%
NON-HOUSING	\$25,138,598	\$24,976,653	\$17,933,117	\$7,205,482	\$7,043,536	71.3%	99.4%
HOUSING	\$4,845,766	\$4,692,816	\$4,692,816	\$152,950	\$0	96.8%	96.8%
TOTAL	\$31,319,686	\$30,985,275	\$23,754,389	\$7,565,297	\$7,230,886	75.8%	98.9%

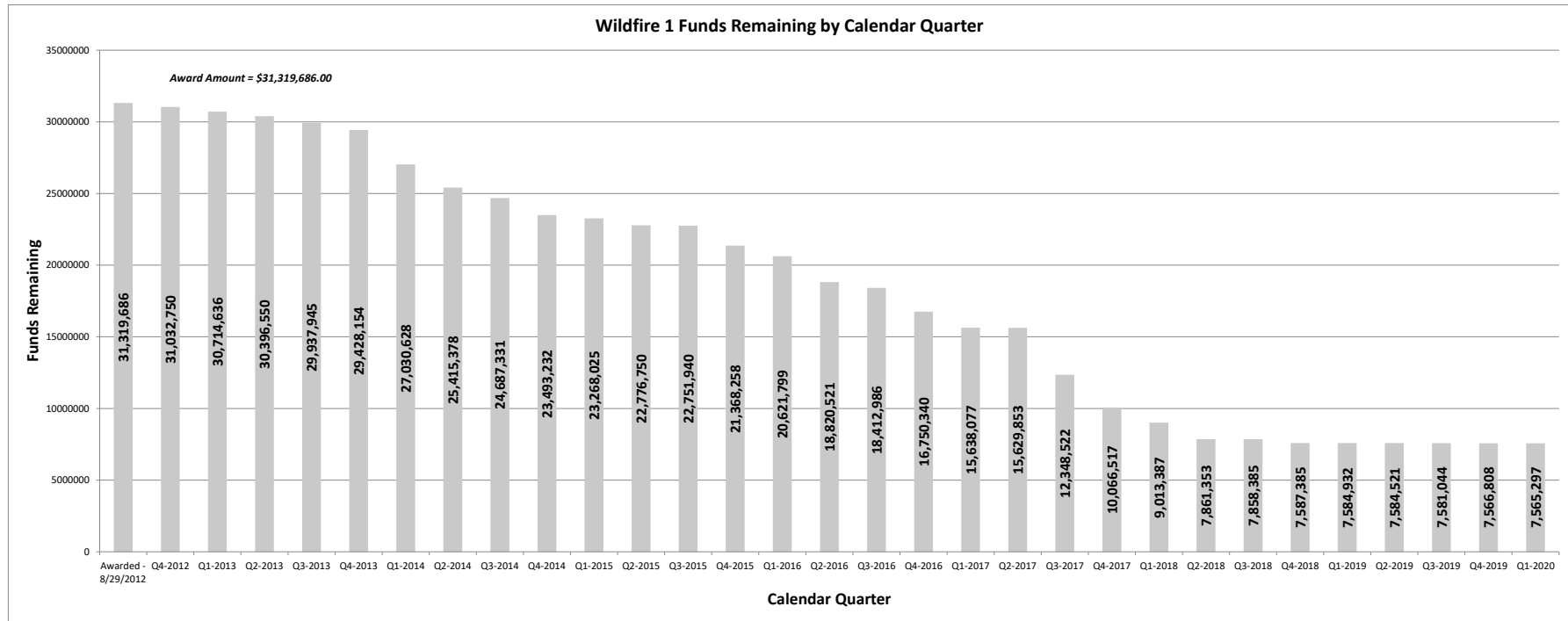
NON-HOUSING AWARDS - DETAIL	Budgeted	Obligated	Expenditures	Balance (budgeted)	Balance (Obligated)	% Expended (budgeted)	% (Obligated)
Bastrop County	\$ 23,537,165	\$ 23,537,165	\$ 16,494,154	\$ 7,043,012	\$ 7,043,012	70.1%	100.0%
Coryell County	\$ 310,827	\$ 310,827	\$ 310,827	\$ -	\$ -	100.0%	100.0%
Newton County	\$ 66,927	\$ 66,927	\$ 66,927	\$ -	\$ -	100.0%	100.0%
Walker County	\$ 1,061,734	\$ 1,061,734	\$ 1,061,209	\$ 525	\$ 525	100.0%	100.0%
Texas General Land Office	\$ 161,945	\$ -	\$ -	\$ 161,945	\$ -	0.0%	0.0%
TOTAL:	\$ 25,138,598	\$ 24,976,653	\$ 17,933,117	\$ 7,205,482	\$ 7,043,536	71.3%	99.4%

HOUSING AWARDS - DETAIL	Budgeted	Obligated	Expenditures	Balance (budgeted)	Balance (Obligated)	% Expended (budgeted)	% (Obligated)
Texas General Land Office	\$ 4,845,766	\$ 4,692,816	\$ 4,692,816	\$152,950	\$0	96.8%	96.8%
TOTAL:	\$4,845,766	\$4,692,816	\$4,692,816	\$152,950	\$0	96.8%	96.8%

PLANNING - DETAIL	Budgeted	Obligated	Expenditures	Balance (budgeted)	Balance (Obligated)	% Expended (budgeted)	% (Obligated)
Texas General Land Office	\$ 42,016	\$ 22,500	\$ 22,500	\$19,516	\$0	53.6%	53.6%
TOTAL:	\$42,016	\$22,500	\$22,500	\$19,516	\$0	53.6%	53.6%

Preparer: Anna Ramirez Riojas Date: 2/3/2020

Finance Director Approval: _____ Date: _____



TEXAS GENERAL LAND OFFICE
Community Development and Revitalization Program
2015 Flood

Reporting Period (as of): 1/31/2020

HUD GRANT NO. : B-16-DH-48-0001
 CFDA 14.228

2015 FLOOD GRANT TOTAL: \$74,568,000

Grant Awarded: 6/17/2016
Public Laws: 114-113 / 115-31

	A	B	C	A-C	B-C	C/A	B/A
	Budgeted	Obligated	Expenditures	Balance (budgeted)	Balance (Obligated)	% Expended (budgeted)	% (Obligated)
Texas General Land Office	\$3,355,266	\$3,100,000	\$1,399,404	\$1,955,862	\$1,700,596	41.7%	92.4%
State Competition	\$174,800	\$174,800	\$33,300	\$141,500	\$141,500	19.1%	100.0%
Most Impacted	\$198,334	\$198,334	\$4,299	\$194,035	\$194,035	2.2%	100.0%
ADMINISTRATIVE	\$3,728,400	\$3,473,134	\$1,437,003	\$2,291,397	\$2,036,131	38.5%	93.2%
PLANNING	\$3,193,600	\$2,000,000	\$206,604	\$2,986,996	\$1,793,396	6.5%	62.6%
Most Impacted	\$10,084,849	\$9,815,556	\$33,770	\$10,051,080	\$9,781,786	0.3%	97.3%
Competition	\$11,561,871	\$11,167,995	\$33,406	\$11,528,465	\$11,134,589	0.3%	96.6%
HOUSING	\$21,646,720	\$20,983,551	\$67,176	\$21,579,544	\$20,916,375	0.3%	96.9%
Most Impacted	\$21,430,305	\$19,386,396	\$1,444,749	\$19,985,556	\$17,941,646	6.7%	90.5%
Competition	\$24,568,975	\$24,044,799	\$4,418,322	\$20,150,653	\$19,626,477	18.0%	97.9%
INFRASTRUCTURE	\$45,999,280	\$43,431,195	\$5,863,071	\$40,136,209	\$37,568,123	12.7%	94.4%
TOTAL	\$74,568,000	\$69,887,879	\$7,573,854	\$66,994,146	\$62,314,025	10.2%	93.7%

ADMINISTRATION - DETAIL	Budgeted	Obligated	Expenditures	Balance (budgeted)	Balance (Obligated)	% Expended (budgeted)	% (Obligated)
Texas General Land Office Total	\$3,355,266	\$3,100,000	\$1,399,404	\$1,955,862	\$1,700,596	41.7%	92.4%
State Competition Total	\$174,800	\$174,800	\$33,300	\$141,500	\$141,500	19.1%	100.0%
Most Impacted Total	\$198,334	\$198,334	\$4,299	\$194,035	\$194,035	2.2%	100.0%
TOTAL:	\$3,728,400	\$3,473,134	\$1,437,003	\$2,291,397	\$2,036,131	38.5%	93.2%

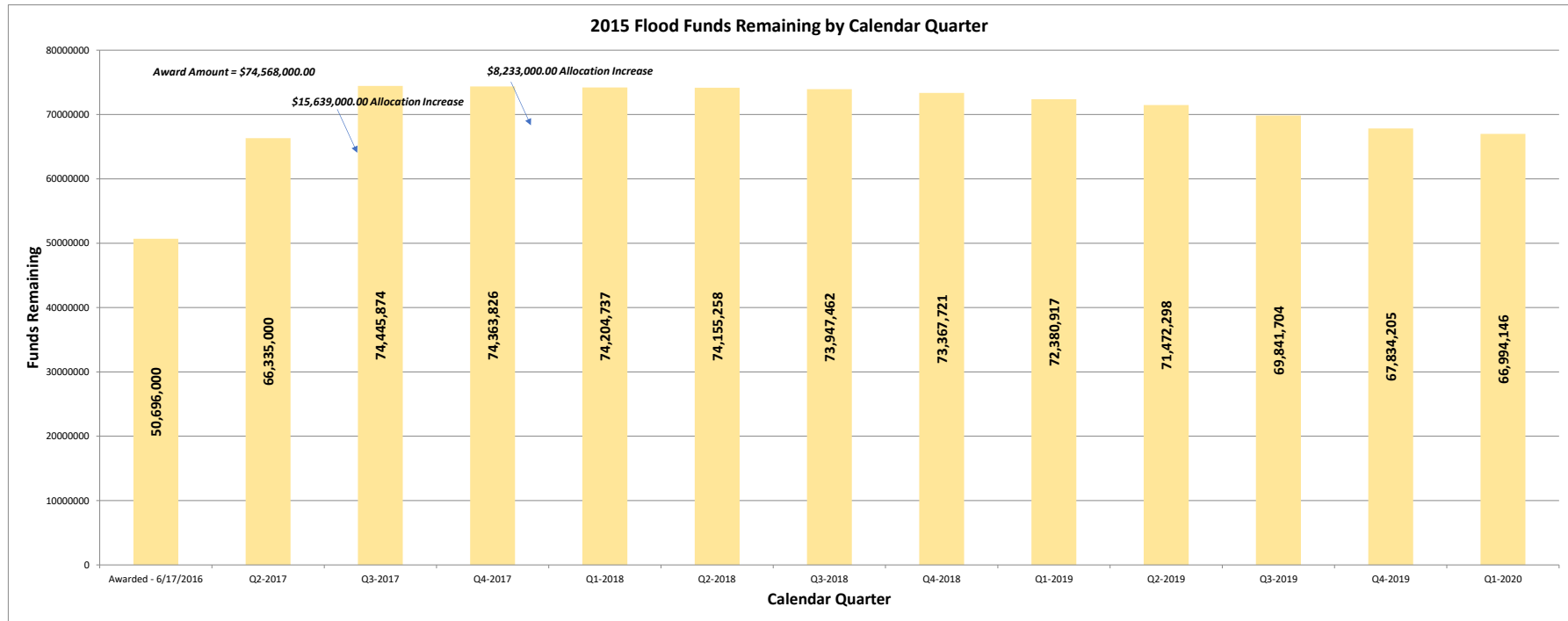
PLANNING - DETAIL	Budgeted	Obligated	Expenditures	Balance (budgeted)	Balance (Obligated)	% Expended (budgeted)	% (Obligated)
Texas General Land Office	\$3,193,600	\$2,000,000	\$206,604	\$2,986,996	\$1,793,396	6.5%	62.6%
TOTAL:	\$3,193,600	\$2,000,000	\$206,604	\$2,986,996	\$1,793,396	6.5%	62.6%

HOUSING AWARDS - DETAIL	Budgeted	Obligated	Expenditures	Balance (budgeted)	Balance (Obligated)	% Expended (budgeted)	% (Obligated)
Most Impacted Total	\$10,084,849	\$9,815,556	\$33,770	\$10,051,080	\$9,781,786	0.3%	97.3%
State Competition Total	\$11,561,871	\$11,167,995	\$33,406	\$11,528,465	\$11,134,589	0.3%	96.6%
TOTAL:	\$21,646,720	\$20,983,551	\$67,176	\$21,579,544	\$20,916,375	0.3%	96.9%

INFRASTRUCTURE AWARDS - DETAIL	Budgeted	Obligated	Expenditures	Balance (budgeted)	Balance (Obligated)	% Expended (budgeted)	% (Obligated)
Most Impacted Total	\$21,430,305	\$19,386,396	\$1,444,749	\$19,985,556	\$17,941,646	6.7%	90.5%
State Competition Total	\$24,568,975	\$24,044,799	\$4,418,322	\$20,150,653	\$19,626,477	18.0%	97.9%
TOTAL:	\$45,999,280	\$43,431,195	\$5,863,071	\$40,136,209	\$37,568,123	12.7%	94.4%

Preparer: Anna Ramirez Riojas 2/3/2020
 Date

Finance Director Approval: _____
 Date





TEXAS GENERAL LAND OFFICE Community Development and Revitalization Program 2016 Flood

Reporting Period (as of): 1/31/2020	HUD GRANT NO. : B-16-DL-48-001
	CFDA 14.228
2015 FLOOD GRANT TOTAL: \$238,895,000	Grant Awarded: 11/21/2016
	Public Laws: 114-223 / 114-254 / 115-31

	A Budgeted	B Obligated	C Expenditures	A-C Balance (budgeted)	B-C Balance (Obligated)	C/A % Expended (budgeted)	B/A % (Obligated)
Texas General Land Office	\$10,380,191	\$6,100,000	\$1,997,079	\$8,383,111	\$4,102,921	19.2%	58.8%
State Competition	\$80,000	\$80,000	\$0	\$80,000	\$80,000	0.0%	100.0%
Most Impacted	\$1,484,559	\$1,484,559	\$70,143	\$1,414,416	\$1,414,416	4.7%	100.0%
ADMINISTRATIVE	\$11,944,750	\$7,664,559	\$2,067,222	\$9,877,528	\$5,597,337	17.3%	64.2%
PLANNING	\$4,889,500	\$4,889,500	\$504,576	\$4,384,924	\$4,384,924	10.3%	100.0%
Most Impacted	\$78,056,070	\$72,488,434	\$1,796,935	\$76,259,134	\$70,691,499	2.3%	92.9%
Competition	\$10,101,010	\$3,921,059	\$1,059	\$10,099,950	\$3,920,000	0.0%	38.8%
HOUSING	\$88,157,079	\$76,409,493	\$1,797,995	\$86,359,085	\$74,611,499	2.0%	86.7%
Most Impacted	\$103,392,537	\$61,073,805	\$7,794,219	\$95,598,318	\$53,279,585	7.5%	59.1%
Competition	\$30,511,133	\$30,214,062	\$339,883	\$30,171,251	\$29,874,179	1.1%	99.0%
INFRASTRUCTURE	\$133,903,671	\$91,287,866	\$8,134,102	\$125,769,569	\$83,153,764	6.1%	68.2%
TOTAL	\$238,895,000	\$180,251,419	\$12,503,895	\$226,391,105	\$167,747,524	5.2%	75.5%

ADMINISTRATION - DETAIL	Budgeted	Obligated	Expenditures	Balance (budgeted)	Balance (Obligated)	% Expended (budgeted)	% (Obligated)
Texas General Land Office Total	\$10,380,191	\$6,100,000	\$1,997,079	\$8,383,111	\$4,102,921	19.2%	58.8%
State Competition Total	\$80,000	\$80,000	\$0	\$80,000	\$80,000	0.0%	100.0%
Most Impacted Total	\$1,484,559	\$1,484,559	\$70,143	\$1,414,416	\$1,414,416	4.7%	100.0%
TOTAL:	\$11,944,750	\$7,664,559	\$2,067,222	\$9,877,528	\$5,597,337	17.3%	64.2%

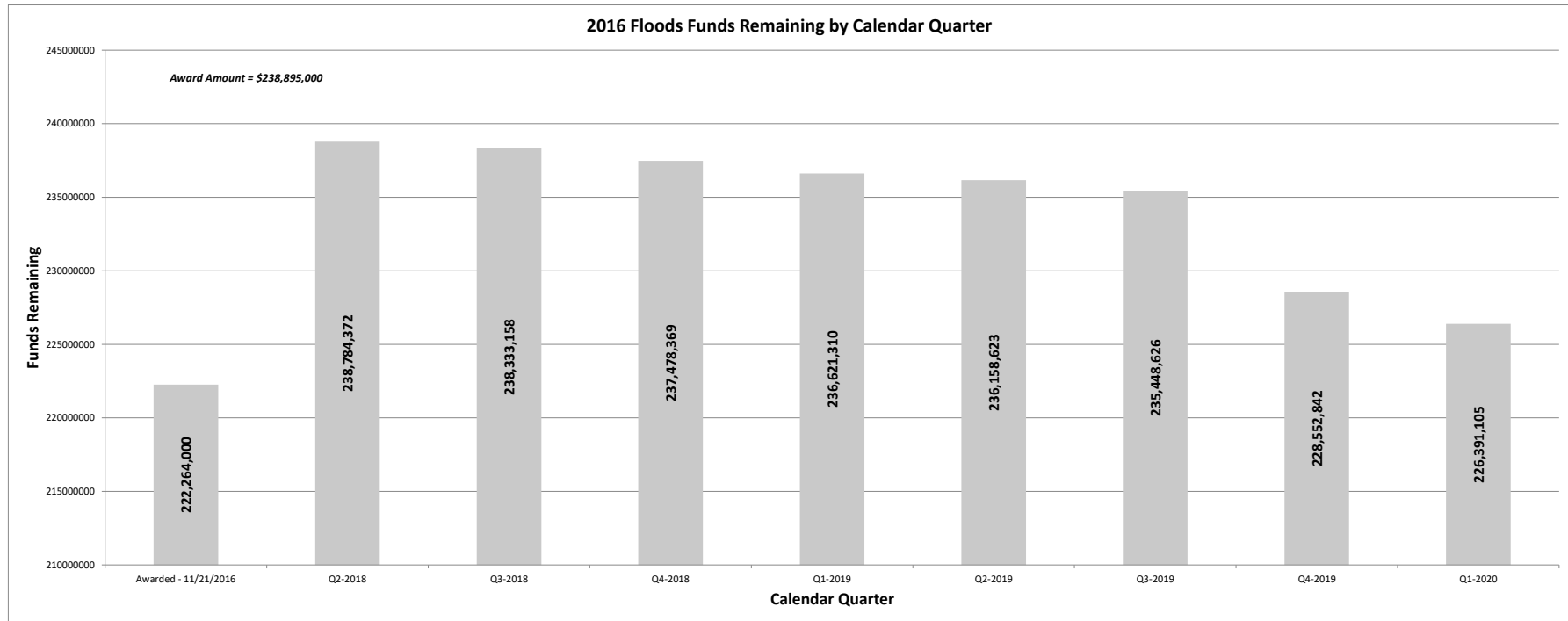
PLANNING - DETAIL	Budgeted	Obligated	Expenditures	Balance (budgeted)	Balance (Obligated)	% Expended (budgeted)	% (Obligated)
Most Impacted Total	\$100,000	\$100,000	\$0	\$100,000	\$100,000	0.0%	100.0%
Texas General Land Office Total	\$4,789,500	\$4,789,500	\$504,576	\$4,284,924	\$4,284,924	10.5%	100.0%
TOTAL:	\$4,889,500	\$4,889,500	\$504,576	\$4,384,924	\$4,384,924	10.3%	100.0%

HOUSING AWARDS - DETAIL	Budgeted	Obligated	Expenditures	Balance (budgeted)	Balance (Obligated)	% Expended (budgeted)	% (Obligated)
Most Impacted Total	\$78,056,070	\$72,488,434	\$1,796,935	\$76,259,134	\$70,691,499	2.3%	92.9%
State Competition Total	\$10,101,010	\$3,921,059	\$1,059	\$10,099,950	\$3,920,000	0.0%	38.8%
TOTAL:	\$88,157,079	\$76,409,493	\$1,797,995	\$86,359,085	\$74,611,499	2.0%	86.7%

INFRASTRUCTURE AWARDS - DETAIL	Budgeted	Obligated	Expenditures	Balance (budgeted)	Balance (Obligated)	% Expended (budgeted)	% (Obligated)
Most Impacted Total	\$103,392,537	\$61,073,805	\$7,794,219	\$95,598,318	\$53,279,585	7.5%	59.1%
State Competition Total	\$30,511,133	\$30,214,062	\$339,882.63	\$30,171,251	\$29,874,179	1.1%	99.0%
TOTAL:	\$133,903,671	\$91,287,866	\$8,134,102	\$125,769,569	\$83,153,764	6.1%	68.2%

Preparer: Anna Ramirez Riojas Date: 2/3/2020

Finance Director Approval: _____ Date: _____



TEXAS GENERAL LAND OFFICE
Community Development and Revitalization Program
Harvey 57M

Reporting Period (as of): 1/31/2020

HUD GRANT NO. : B-17-DL-48-0002
 CFDA 14.228

CDBG HARVEY 57M GRANT TOTAL: \$57,800,000

Grant Awarded: 12/27/2017
Public Law: 115-31

	A	B	C	A-C	B-C	C/A	B/A
	Budgeted	Obligated	Expenditures	Balance (budgeted)	Balance (Obligated)	% Expended (budgeted)	% (Obligated)
ADMINISTRATIVE	\$2,890,000	\$2,890,000	\$6,414	\$2,883,586	\$2,883,586	0.2%	100.0%
HARRIS COUNTY RESIDENTIAL BUYOUT	\$43,465,600	\$43,465,600	\$269,873	\$43,195,727	\$43,195,727	0.6%	100.0%
AFFORDABLE RENTAL RECOVERY PROGRAM	\$11,444,400	\$11,444,400	\$4,620,078	\$6,824,322	\$6,824,322	40.4%	100.0%
TOTAL	\$57,800,000	\$57,800,000	\$4,896,365	\$52,903,635	\$52,903,635	8.5%	100.0%

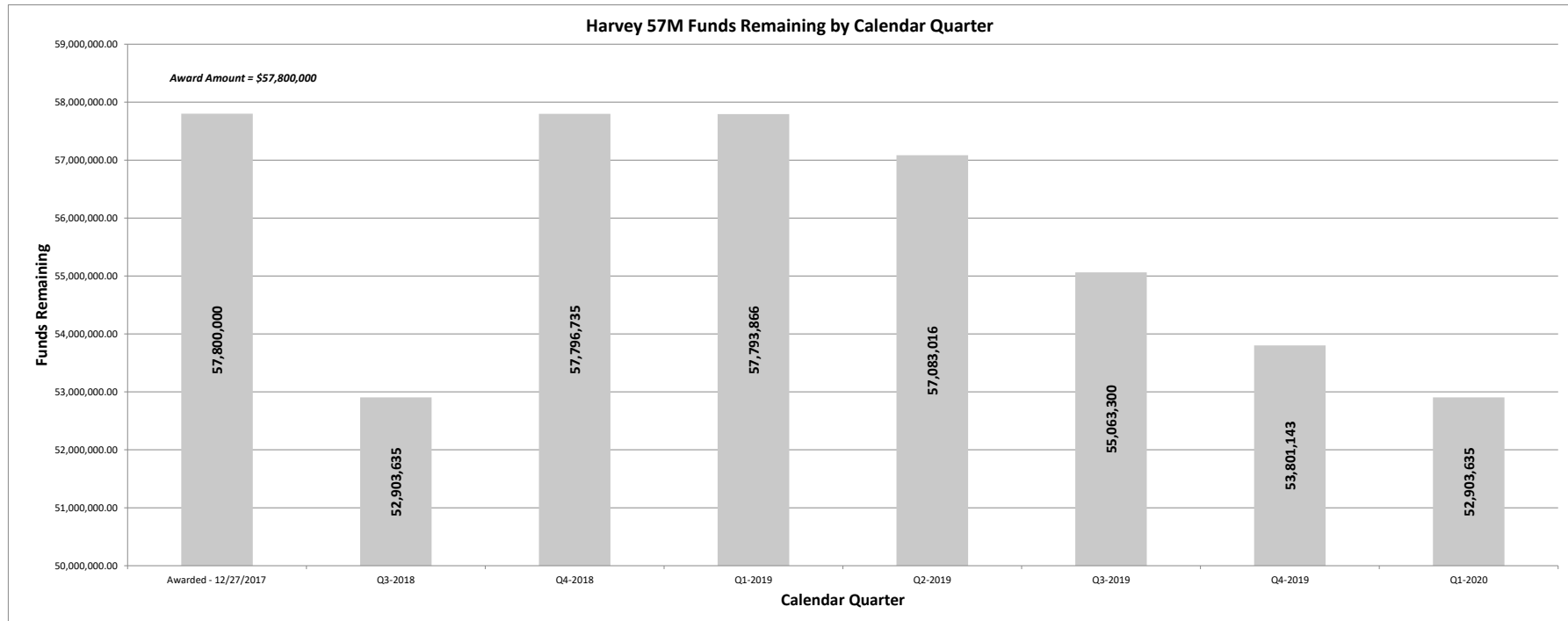
ADMINISTRATION AWARDS - DETAIL	Budgeted	Obligated	Expenditures	Balance (budgeted)	Balance (Obligated)	% Expended (budgeted)	% (Obligated)
Texas General Land Office	\$ 2,890,000	\$ 2,890,000	\$ 6,414	\$ 2,883,586	\$ 2,883,586	0.2%	100.0%
TOTAL:	\$ 2,890,000	\$ 2,890,000	\$ 6,414	\$ 2,883,586	\$ 2,883,586	0.2%	100.0%

HARRIS COUNTY RESIDENTIAL BUYOUT AWARDS - DETAIL	Budgeted	Obligated	Expenditures	Balance (budgeted)	Balance (Obligated)	% Expended (budgeted)	% (Obligated)
Harris County	\$ 43,465,600	\$ 43,465,600	\$ 269,873	\$ 43,195,727	\$ 43,195,727	0.6%	100.0%
Texas General Land Office	\$ -	\$ -	\$ -	\$ -	\$ -	#DIV/0!	#DIV/0!
TOTAL:	\$ 43,465,600	\$ 43,465,600	\$ 269,873	\$ 43,195,727	\$ 43,195,727	0.6%	100.0%

AFFORDABLE RENTAL RECOVERY PROGRAM AWARDS - DETAIL	Budgeted	Obligated	Expenditures	Balance (budgeted)	Balance (Obligated)	% Expended (budgeted)	% (Obligated)
Texas General Land Office	\$ 11,444,400	\$ 11,444,400	\$ 4,620,078	\$6,824,322	\$6,824,322	40.4%	100.0%
TOTAL:	\$11,444,400	\$11,444,400	\$4,620,078	\$6,824,322	\$6,824,322	40.4%	100.0%

Preparer: Anna Ramirez Riojas 2/3/2020
 Date

Finance Director Approval: _____
 Date



TEXAS GENERAL LAND OFFICE
Community Development and Revitalization Program
Harvey 5B

Reporting Period (as of): 1/31/2020

HUD GRANT NO. : B-17-DM-48-0001
 CFDA 14.228

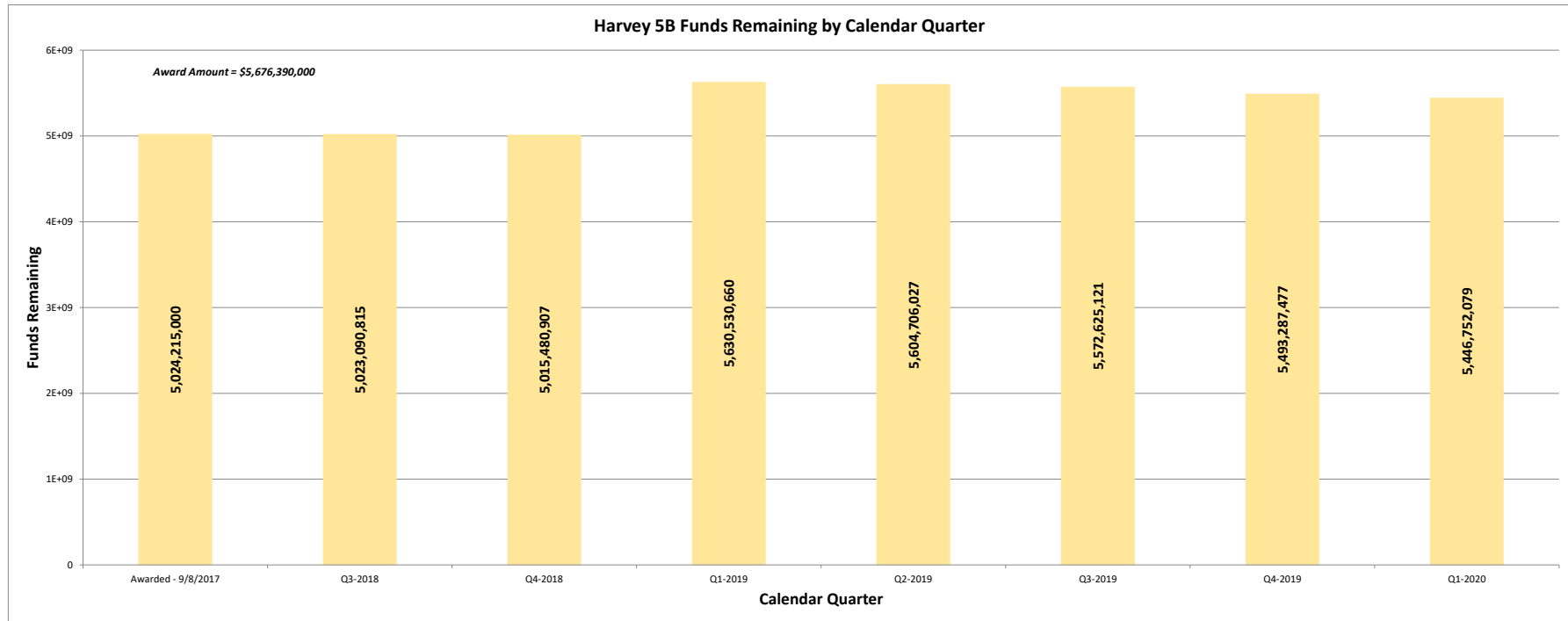
HARVEY 5B GRANT TOTAL: \$5,676,390,000

Grant Awarded: 9/8/2017
Public Laws: 115-56

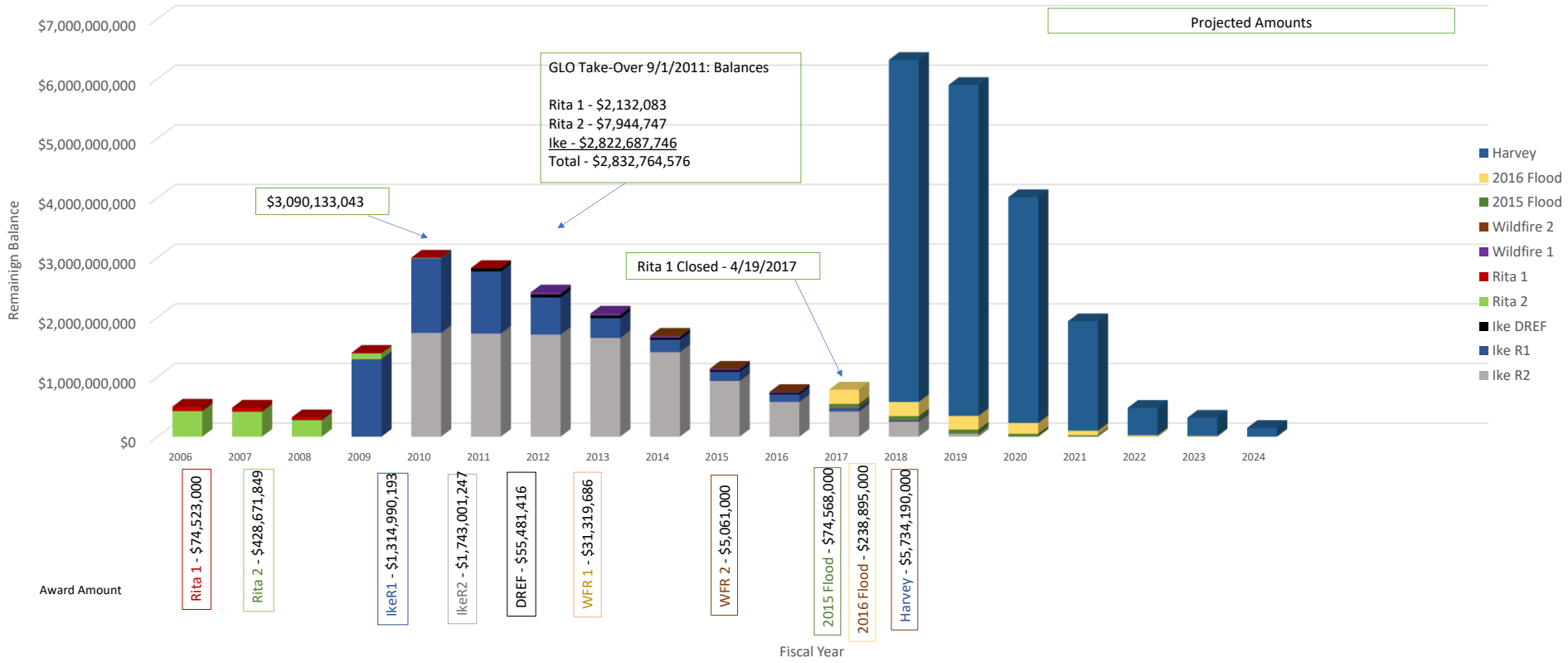
	A	B	C	A-C	B-C	C/A	B/A
	Budgeted	Obligated	Expenditures	Balance (budgeted)	Balance (Obligated)	% Expended (budgeted)	% (Obligated)
Harris County	\$30,117,405	\$30,117,405	\$0	\$30,117,405	\$30,117,405	0.0%	100.0%
Houston	\$31,118,976	\$20,835,088	\$0	\$31,118,976	\$20,835,088	0.0%	67.0%
Texas General Land Office	\$222,583,119	\$189,983,119	\$42,643,363	\$179,939,756	\$147,339,756	19.2%	85.4%
ADMINISTRATIVE	\$283,819,500	\$240,935,612	\$42,643,363	\$241,176,137	\$198,292,249	15.0%	84.9%
Harris County	\$60,234,809	\$60,234,809	\$1,287,906	\$58,946,903	\$58,946,903	2.1%	100.0%
Houston	\$23,100,000	\$23,100,000	\$0	\$23,100,000	\$23,100,000	0.0%	100.0%
Texas General Land Office	\$137,685,446	\$137,685,446	\$1,500,782	\$136,184,664	\$136,184,664	1.1%	100.0%
PLANNING	\$221,020,255	\$221,020,255	\$2,788,688	\$218,231,567	\$218,231,567	1.3%	100.0%
Houston	\$90,264,834	\$90,264,834	\$0	\$90,264,834	\$90,264,834	0.0%	100.0%
HUD Most Impacted	\$84,290,675	\$80,000,000	\$2,752,511	\$81,538,165	\$77,247,489	3.3%	94.9%
State Most Impacted	\$21,072,669	\$20,000,000	\$688,128	\$20,384,541	\$19,311,872	3.3%	94.9%
PUBLIC SERVICES & ECONOMIC REVITALIZATION	\$195,628,178	\$190,264,834	\$3,440,638	\$192,187,540	\$186,824,196	1.8%	97.3%
Harris County	\$921,941,704	\$849,411,992	\$0	\$921,941,704	\$849,411,992	0.0%	92.1%
Houston	\$1,131,394,231	\$952,114,601	\$55,159	\$1,131,339,072	\$952,059,442	0.0%	84.2%
HUD Most Impacted	\$1,949,261,004	\$1,476,896,855	\$169,129,223	\$1,780,131,781	\$1,307,767,632	8.7%	75.8%
State Most Impacted	\$315,200,373	\$308,943,472	\$11,580,850	\$303,619,523	\$297,362,622	3.7%	98.0%
HOUSING	\$4,317,797,312	\$3,587,366,920	\$180,765,233	\$4,137,032,079	\$3,406,601,688	4.2%	83.1%
Harris County	\$222,519,672	\$76,839,347	\$0	\$222,519,672	\$76,839,347	0.0%	34.5%
HUD Most Impacted	\$371,357,783	\$22,902,955	\$0	\$371,357,783	\$22,902,955	0.0%	6.2%
State Most Impacted	\$64,247,300	\$6,207,856	\$0	\$64,247,300	\$6,207,856	0.0%	9.7%
INFRASTRUCTURE	\$658,124,755	\$105,950,158	\$0	\$658,124,755	\$105,950,158	0.0%	16.1%
TOTAL	\$5,676,390,000	\$4,345,537,779	\$229,637,921	\$5,446,752,079	\$4,115,899,858	4.0%	76.6%

Preparer: Anna Ramirez Riojas 2/3/2020
 Date

Finance Director Approval: _____
 Date



Total Grant Funds Balance by Fiscal Year as of 01/31/2020



Community Development and Revitalization Grant Funds Summary as of 01/31/2020

