

**TEXAS GENERAL LAND OFFICE**  
**Community Development and Revitalization Program**  
**Hurricane Ike**

Reporting Period (as of): 9/30/2018

HUD GRANT NO. : B-08-DI-48-0001  
 CFDA 14.228

**CDBG DR IKE/DOLLY GRANT TOTAL (PF + PI) \$ 3,122,270,147**  
 Program Funds \$ 3,113,472,856  
 Estimated Program Income \$ 8,049,194  
 Program Income Received \$ 748,096

**Grant Awarded: 3/31/2009**  
**Public Law: 110-329**

Category	A Budgeted	B Obligated	C Expenditures	A-C Balance (budgeted)	B-C Balance (Obligated)	C/A % Expended (budgeted)	B/A % (Obligated)
<b>ADMIN</b>	\$155,683,766	\$155,219,863	\$146,920,598	\$8,763,168	\$8,299,264	94.4%	99.7%
<b>PLANNING</b>	\$59,055,150	\$55,355,096	\$51,809,278	\$7,245,872	\$3,545,818	87.7%	93.7%
<b>PROGRAM - Non-Housing</b>	\$1,298,596,324	\$1,285,417,960	\$1,142,121,378	\$156,474,946	\$143,296,582	88.0%	99.0%
<b>PROGRAM - Housing</b>	\$1,608,934,907	\$1,509,984,220	\$1,370,029,854	\$238,905,053	\$139,954,366	85.2%	93.8%
<b>TOTAL</b>	\$3,122,270,147	\$3,005,977,139	\$2,710,881,108	\$411,389,039	\$295,096,031	86.8%	96.3%

NON-HOUSING AWARDS - DETAIL	Budgeted	Obligated	Expenditures	Balance (budgeted)	Balance (Obligated)	% Expended (budgeted)	% (Obligated)
Total Round 1:	\$607,856,991	\$600,025,735	\$576,278,680	\$31,578,312	\$23,747,055	94.8%	98.7%
Total Round 2.1:	\$181,267,649	\$180,647,147	\$166,767,515	\$14,500,134	\$13,879,632	92.0%	99.7%
Total Round 2.2:	\$505,137,305	\$500,555,916	\$398,132,545	\$107,004,760	\$102,423,371	78.8%	99.1%
Total Round 2.3:	\$4,334,379	\$4,189,162	\$942,638	\$3,391,741	\$3,246,524	21.7%	96.6%
Total non-housing (all rounds)	\$1,298,596,324	\$1,285,417,960	\$1,142,121,378	\$156,474,946	\$143,296,582	88.0%	99.0%

HOUSING AWARDS - DETAIL	Budgeted	Obligated	Expenditures	Balance (budgeted)	Balance (Obligated)	% Expended (budgeted)	% (Obligated)
<b>NON-RENTAL PROGRAM</b>							
Total Round 1:	\$426,171,296	\$421,708,534	\$421,683,934	\$4,487,362	\$24,600	98.9%	99.0%
Total Round 2.2:	\$573,254,653	\$572,831,478	\$550,372,823	\$22,881,829	\$22,458,655	96.0%	99.9%
<b>RENTAL PROGRAM</b>							
Total Round 1:	\$132,218,321	\$127,755,362	\$127,755,362	\$4,462,959	\$0	96.6%	96.6%
Total Round 2.2:	\$477,290,637	\$387,688,846	\$270,217,734	\$207,072,903	\$117,471,111	56.6%	81.2%

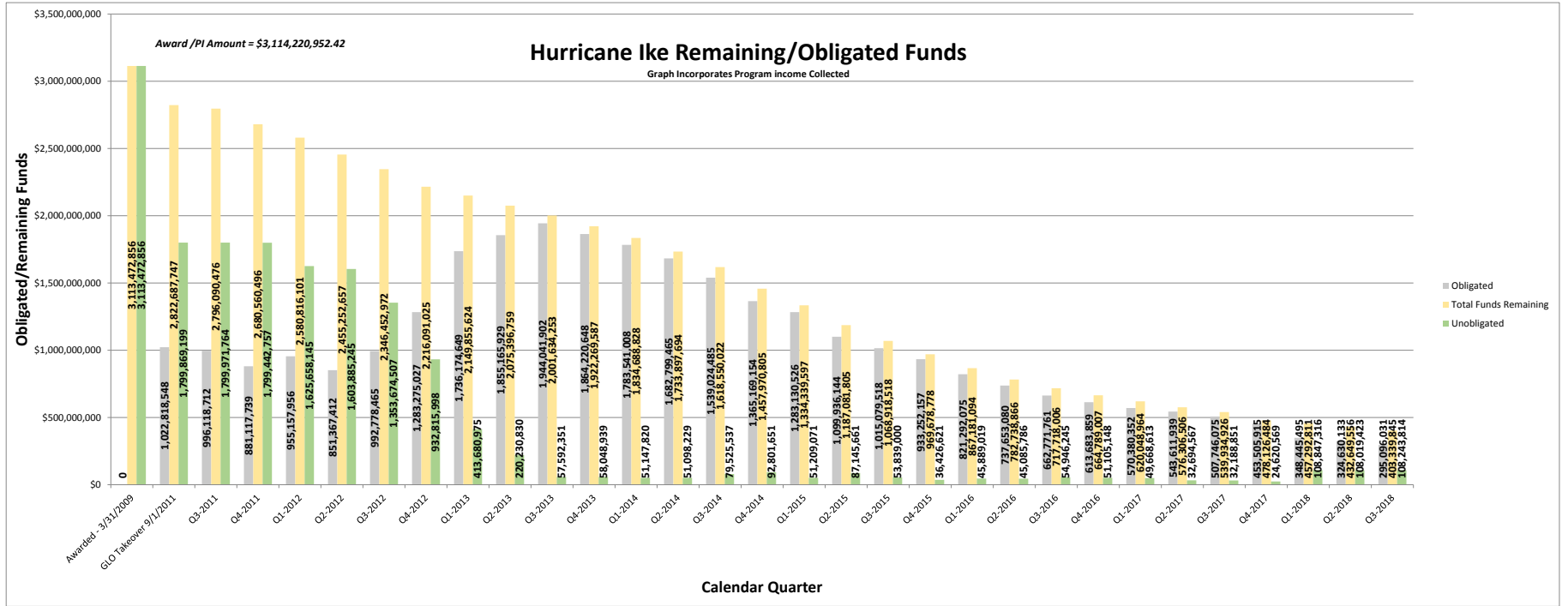
Subtotal Round 1:	\$558,389,617	\$549,463,896	\$549,439,296	\$8,950,321	\$24,600	98.4%	98.4%
Subtotal Round 2.2:	\$1,050,545,290	\$960,520,324	\$820,590,558	\$229,954,732	\$139,929,766	78.1%	91.4%

Total housing (all rounds)	\$1,608,934,907	\$1,509,984,220	\$1,370,029,854	\$238,905,053	\$139,954,366	85.2%	93.8%
----------------------------	-----------------	-----------------	-----------------	---------------	---------------	-------	-------

Preparer:           Matt Anderson           10/5/2018  
 Date

Finance Director Approval: \_\_\_\_\_  
 Date





**TEXAS GENERAL LAND OFFICE**  
**Community Development and Revitalization Program**  
**Wildfire 1**

Reporting Period (as of): 9/30/2018

HUD GRANT NO. : B-12-DT-48-0001  
 CFDA 14.218

**CDBG WILDFIRES GRANT TOTAL: \$31,319,686**

**Grant Awarded: 8/29/2012**  
**Public Law: 112-55**

	A	B	C	A-C	B-C	C/A	B/A
	Budgeted	Obligated	Expenditures	Balance (budgeted)	Balance (Obligated)	% Expended (budgeted)	% (Obligated)
<b>ADMINISTRATIVE</b>	\$1,293,306	\$1,106,573	\$1,084,928	\$208,378	\$21,645	83.9%	85.6%
<b>PLANNING</b>	\$42,016	\$22,500	\$22,500	\$19,516	\$0	53.6%	53.6%
<b>NON-HOUSING</b>	\$25,138,598	\$24,970,474	\$17,661,057	\$7,477,541	\$7,309,418	70.3%	99.3%
<b>HOUSING</b>	\$4,845,766	\$4,692,816	\$4,692,816	\$152,950	\$0	96.8%	96.8%
<b>TOTAL</b>	\$31,319,686	\$30,792,363	\$23,461,301	\$7,858,385	\$7,331,063	74.9%	98.3%

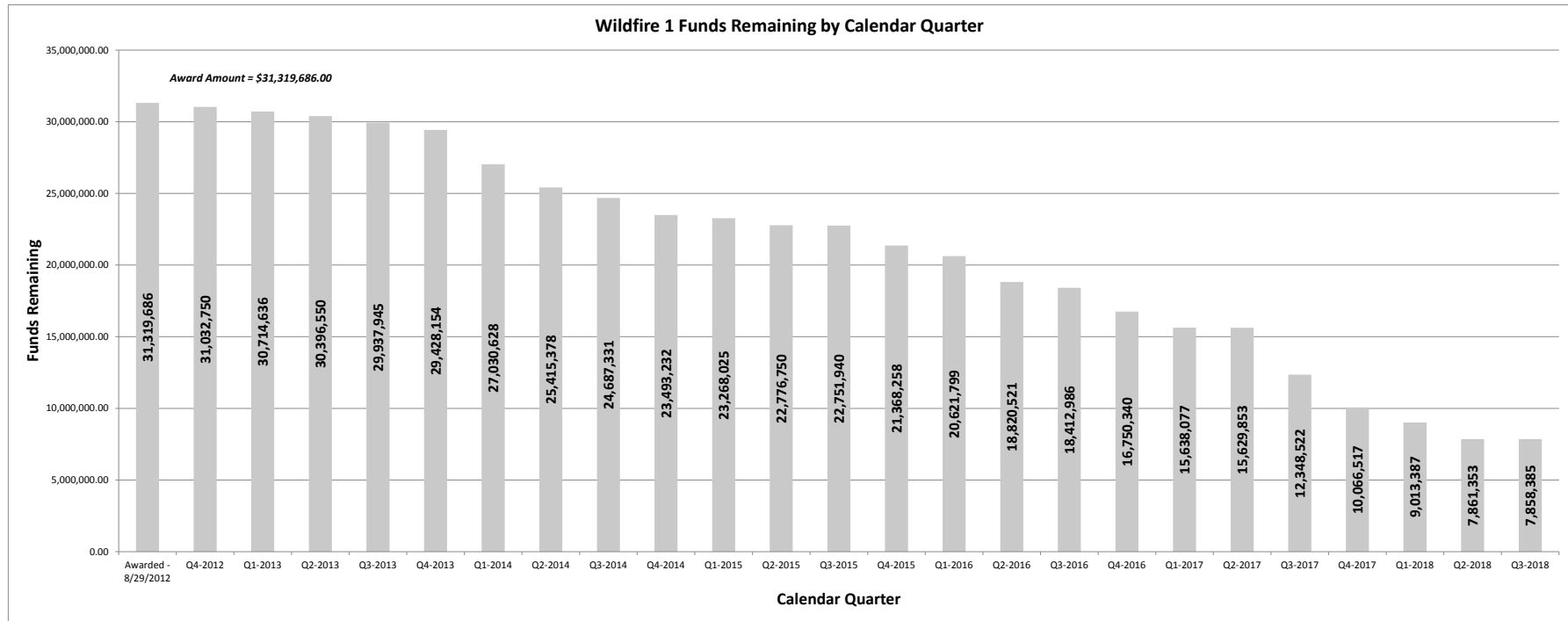
NON-HOUSING AWARDS - DETAIL	Budgeted	Obligated	Expenditures	Balance (budgeted)	Balance (Obligated)	% Expended (budgeted)	% (Obligated)
Bastrop County	\$ 23,531,733	\$ 23,531,733	\$ 16,294,576	\$ 7,237,157	\$ 7,237,157	69.2%	100.0%
Coryell County	\$ 310,827	\$ 310,827	\$ 310,827	\$ -	\$ -	100.0%	100.0%
Newton County	\$ 66,927	\$ 66,927	\$ 66,927	\$ -	\$ -	100.0%	100.0%
Walker County	\$ 1,060,987	\$ 1,060,987	\$ 988,727	\$ 72,261	\$ 72,261	93.2%	100.0%
Texas General Land Office	\$ 168,124	\$ -	\$ -	\$ 168,124	\$ -	0.0%	0.0%
<b>TOTAL:</b>	<b>\$ 25,138,598</b>	<b>\$ 24,970,474</b>	<b>\$ 17,661,057</b>	<b>\$ 7,477,541</b>	<b>\$ 7,309,418</b>	<b>70.3%</b>	<b>99.3%</b>

HOUSING AWARDS - DETAIL	Budgeted	Obligated	Expenditures	Balance (budgeted)	Balance (Obligated)	% Expended (budgeted)	% (Obligated)
Texas General Land Office	\$ 4,845,766	\$ 4,692,816	\$ 4,692,816	\$152,950	\$0	96.8%	96.8%
<b>TOTAL:</b>	<b>\$4,845,766</b>	<b>\$4,692,816</b>	<b>\$4,692,816</b>	<b>\$152,950</b>	<b>\$0</b>	<b>96.8%</b>	<b>96.8%</b>

PLANNING - DETAIL	Budgeted	Obligated	Expenditures	Balance (budgeted)	Balance (Obligated)	% Expended (budgeted)	% (Obligated)
Texas General Land Office	\$ 42,016	\$ 22,500	\$ 22,500	\$19,516	\$0	53.6%	53.6%
<b>TOTAL:</b>	<b>\$42,016</b>	<b>\$22,500</b>	<b>\$22,500</b>	<b>\$19,516</b>	<b>\$0</b>	<b>53.6%</b>	<b>53.6%</b>

Preparer:           Matt Anderson                     10/5/2018            
 Date

Finance Director Approval: \_\_\_\_\_ Date



**TEXAS GENERAL LAND OFFICE**  
**Community Development and Revitalization Program**  
**2015 Flood**

Reporting Period (as of): 9/30/2018

HUD GRANT NO. : B-16-DH-48-0001  
 CFDA 14.218

**2015 FLOOD GRANT TOTAL: \$74,568,000**

**Grant Awarded: 6/17/2016**  
**Public Laws: 114-113 / 115-31**

	A	B	C	A-C	B-C	C/A	B/A
	Budgeted	Obligated	Expenditures	Balance (budgeted)	Balance (Obligated)	% Expended (budgeted)	% (Obligated)
Texas General Land Office	\$3,298,888	\$1,565,918	\$493,207	\$2,805,681	\$1,072,711	15.0%	47.5%
State Competition	\$229,409	\$106,500	\$0	\$229,409	\$106,500	0.0%	46.4%
Most Impacted	\$200,102	\$115,937	\$0	\$200,102	\$115,937	0.0%	57.9%
<b>ADMINISTRATIVE</b>	<b>\$3,728,400</b>	<b>\$1,788,355</b>	<b>\$493,207</b>	<b>\$3,235,193</b>	<b>\$1,295,147</b>	<b>13.2%</b>	<b>48.0%</b>
<b>PLANNING</b>	<b>\$3,193,600</b>	<b>\$211,759</b>	<b>\$127,330</b>	<b>\$3,066,270</b>	<b>\$84,429</b>	<b>4.0%</b>	<b>6.6%</b>
Most Impacted	\$10,080,158	\$5,769,316	\$0	\$10,080,158	\$5,769,316	0.0%	57.2%
Competition	\$11,566,562	\$5,848,650	\$0	\$11,566,562	\$5,848,650	0.0%	50.6%
<b>HOUSING</b>	<b>\$21,646,720</b>	<b>\$11,617,966</b>	<b>\$0</b>	<b>\$21,646,720</b>	<b>\$11,617,966</b>	<b>0.0%</b>	<b>53.7%</b>
Most Impacted	\$21,420,337	\$7,291,623	\$0	\$21,420,337	\$7,291,623	0.0%	34.0%
Competition	\$24,578,943	\$21,144,665	\$0	\$24,578,943	\$21,144,665	0.0%	86.0%
<b>INFRASTRUCTURE</b>	<b>\$45,999,280</b>	<b>\$28,436,288</b>	<b>\$0</b>	<b>\$45,999,280</b>	<b>\$28,436,288</b>	<b>0.0%</b>	<b>61.8%</b>
<b>TOTAL</b>	<b>\$74,568,000</b>	<b>\$42,054,368</b>	<b>\$620,538</b>	<b>\$73,947,462</b>	<b>\$41,433,830</b>	<b>0.8%</b>	<b>56.4%</b>

ADMINISTRATION - DETAIL	Budgeted	Obligated	Expenditures	Balance (budgeted)	Balance (Obligated)	% Expended (budgeted)	% (Obligated)
Texas General Land Office Total	\$3,298,888	\$1,565,918	\$493,207	\$2,805,681	\$1,072,711	15.0%	47.5%
State Competition Total	\$229,409	\$106,500	\$0	\$229,409	\$106,500	0.0%	46.4%
Most Impacted Total	\$200,102	\$115,937	\$0	\$200,102	\$115,937	0.0%	57.9%
<b>TOTAL:</b>	<b>\$3,728,400</b>	<b>\$1,788,355</b>	<b>\$493,207</b>	<b>\$3,235,193</b>	<b>\$1,295,147</b>	<b>13.2%</b>	<b>48.0%</b>

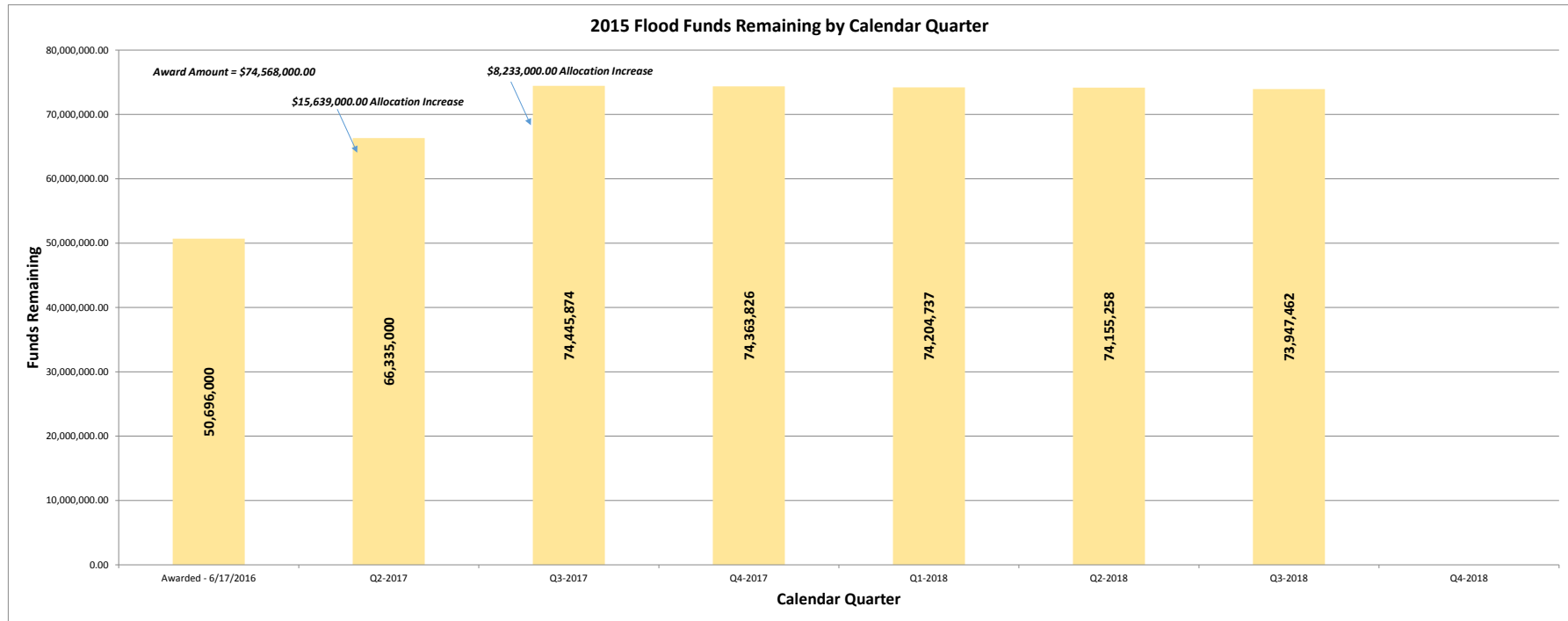
PLANNING - DETAIL	Budgeted	Obligated	Expenditures	Balance (budgeted)	Balance (Obligated)	% Expended (budgeted)	% (Obligated)
Texas General Land Office	\$3,193,600	\$211,759	\$127,330	\$3,066,270	\$84,429	4.0%	6.6%
<b>TOTAL:</b>	<b>\$3,193,600</b>	<b>\$211,759</b>	<b>\$127,330</b>	<b>\$3,066,270</b>	<b>\$84,429</b>	<b>4.0%</b>	<b>6.6%</b>

HOUSING AWARDS - DETAIL	Budgeted	Obligated	Expenditures	Balance (budgeted)	Balance (Obligated)	% Expended (budgeted)	% (Obligated)
Most Impacted Total	\$10,080,158	\$5,769,316	\$0	\$10,080,158	\$5,769,316	0.0%	57.2%
State Competition Total	\$11,566,562	\$5,848,650	\$0	\$11,566,562	\$5,848,650	0.0%	50.6%
<b>TOTAL:</b>	<b>\$21,646,720</b>	<b>\$11,617,966</b>	<b>\$0</b>	<b>\$21,646,720</b>	<b>\$11,617,966</b>	<b>0.0%</b>	<b>53.7%</b>

INFRASTRUCTURE AWARDS - DETAIL	Budgeted	Obligated	Expenditures	Balance (budgeted)	Balance (Obligated)	% Expended (budgeted)	% (Obligated)
Most Impacted Total	\$21,420,337	\$7,291,623	\$0	\$21,420,337	\$7,291,623	0.0%	34.0%
State Competition Total	\$24,578,943	\$21,144,665	\$0	\$24,578,943	\$21,144,665	0.0%	86.0%
<b>TOTAL:</b>	<b>\$45,999,280</b>	<b>\$28,436,288</b>	<b>\$0</b>	<b>\$45,999,280</b>	<b>\$28,436,288</b>	<b>0.0%</b>	<b>61.8%</b>

Preparer:           Matt Anderson                          10/5/2018            
 Date

Finance Director Approval: \_\_\_\_\_  
 Date





## TEXAS GENERAL LAND OFFICE Community Development and Revitalization Program 2016 Flood

<b>Reporting Period (as of):</b> 9/30/2018	<b>HUD GRANT NO. :</b> B-16-DL-48-001 CFDA 14.218
<b>2015 FLOOD GRANT TOTAL:</b> \$238,895,000	<b>Grant Awarded:</b> 11/21/2016 <b>Public Laws:</b> 114-223 / 114-254 / 115-31

	A Budgeted	B Obligated	C Expenditures	A-C Balance (budgeted)	B-C Balance (Obligated)	C/A % Expended (budgeted)	B/A % (Obligated)
Texas General Land Office	\$10,159,014	\$918,417	\$532,225	\$9,626,789	\$386,192	5.2%	9.0%
State Competition	\$402,060	\$0	\$0	\$402,060	\$0	0.0%	0.0%
Most Impacted	\$1,383,675	\$360,709	\$0	\$1,383,675	\$360,709	0.0%	26.1%
<b>ADMINISTRATIVE</b>	<b>\$11,944,750</b>	<b>\$1,279,126</b>	<b>\$532,225</b>	<b>\$11,412,525</b>	<b>\$746,901</b>	<b>4.5%</b>	<b>10.7%</b>
<b>PLANNING</b>	<b>\$23,889,500</b>	<b>\$56,039</b>	<b>\$37,809</b>	<b>\$23,851,691</b>	<b>\$18,230</b>	<b>0.2%</b>	<b>0.2%</b>
Most Impacted	\$69,882,597	\$17,674,768	\$0	\$69,882,597	\$17,674,768	0.0%	25.3%
Competition	\$20,306,072	\$0	\$0	\$20,306,072	\$0	0.0%	0.0%
<b>HOUSING</b>	<b>\$90,188,668</b>	<b>\$17,674,768</b>	<b>\$0</b>	<b>\$90,188,668</b>	<b>\$17,674,768</b>	<b>0.0%</b>	<b>19.6%</b>
Most Impacted	\$92,566,010	\$9,810,187	\$52,573	\$92,513,437	\$9,757,614	0.1%	10.6%
Competition	\$20,306,072	\$0	\$0	\$20,306,072	\$0	0.0%	0.0%
<b>INFRASTRUCTURE</b>	<b>\$112,872,082</b>	<b>\$9,810,187</b>	<b>\$52,573</b>	<b>\$112,819,509</b>	<b>\$9,757,614</b>	<b>0.0%</b>	<b>8.7%</b>
<b>TOTAL</b>	<b>\$238,895,000</b>	<b>\$28,820,120</b>	<b>\$622,607</b>	<b>\$238,272,393</b>	<b>\$28,197,513</b>	<b>0.3%</b>	<b>12.1%</b>

ADMINISTRATION - DETAIL	Budgeted	Obligated	Expenditures	Balance (budgeted)	Balance (Obligated)	% Expended (budgeted)	% (Obligated)
Texas General Land Office Total	\$10,159,014	\$918,417	\$532,225	\$9,626,789	\$386,192	5.2%	9.0%
State Competition Total	\$402,060	\$0	\$0	\$402,060	\$0	0.0%	0.0%
Most Impacted Total	\$1,383,675	\$360,709	\$0	\$1,383,675	\$360,709	0.0%	26.1%
<b>TOTAL:</b>	<b>\$11,944,750</b>	<b>\$1,279,126</b>	<b>\$532,225</b>	<b>\$11,412,525</b>	<b>\$746,901</b>	<b>4.5%</b>	<b>10.7%</b>

PLANNING - DETAIL	Budgeted	Obligated	Expenditures	Balance (budgeted)	Balance (Obligated)	% Expended (budgeted)	% (Obligated)
Most Impacted Total	\$100,000	\$0	\$0	\$100,000	\$0	0.0%	0.0%
Texas General Land Office Total	\$23,789,500	\$56,039	\$37,809	\$23,751,691	\$18,230	0.2%	0.2%
<b>TOTAL:</b>	<b>\$23,889,500</b>	<b>\$56,039</b>	<b>\$37,809</b>	<b>\$23,851,691</b>	<b>\$18,230</b>	<b>0.2%</b>	<b>0.2%</b>

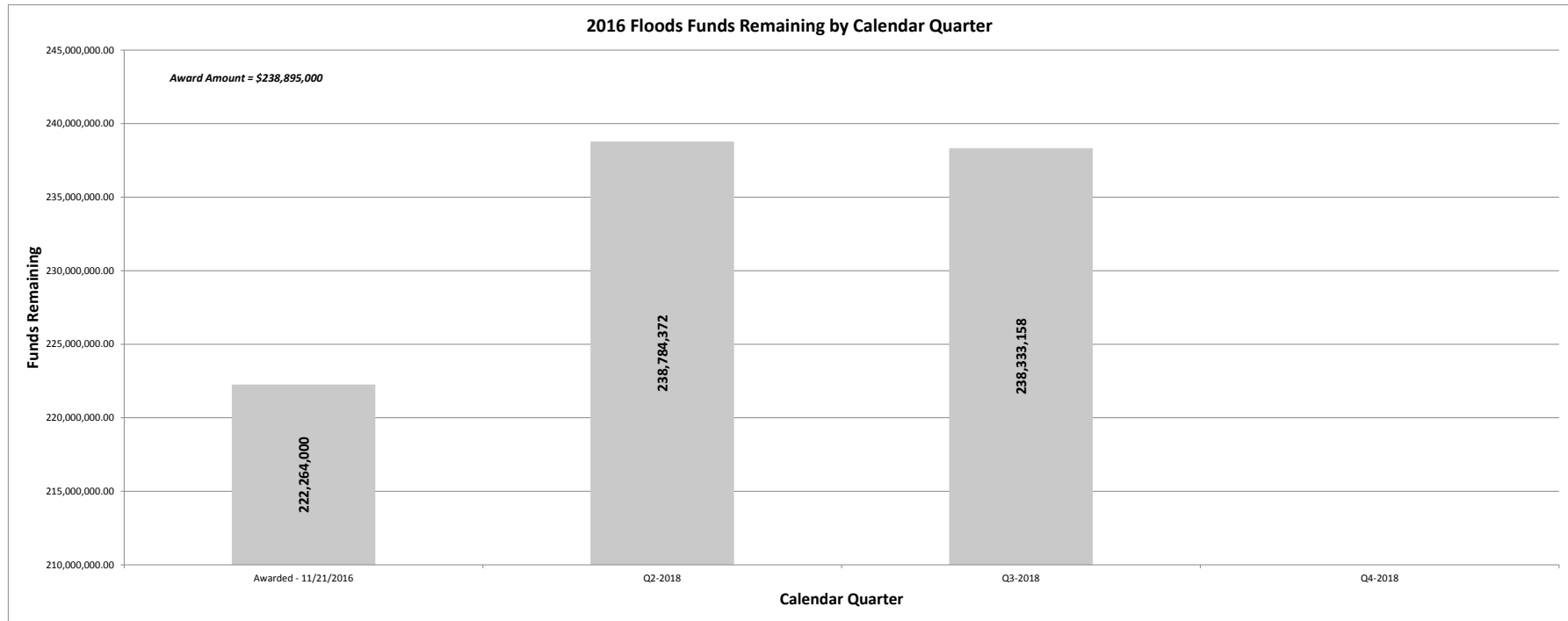
HOUSING AWARDS - DETAIL	Budgeted	Obligated	Expenditures	Balance (budgeted)	Balance (Obligated)	% Expended (budgeted)	% (Obligated)
Most Impacted Total	\$69,882,597	\$17,674,768	\$0	\$69,882,597	\$17,674,768	0.0%	25.3%
State Competition Total	\$20,306,072	\$0	\$0	\$20,306,072	\$0	0.0%	0.0%
<b>TOTAL:</b>	<b>\$90,188,668</b>	<b>\$17,674,768</b>	<b>\$0</b>	<b>\$90,188,668</b>	<b>\$17,674,768</b>	<b>0.0%</b>	<b>19.6%</b>

INFRASTRUCTURE AWARDS - DETAIL	Budgeted	Obligated	Expenditures	Balance (budgeted)	Balance (Obligated)	% Expended (budgeted)	% (Obligated)
Most Impacted Total	\$92,566,010	\$9,810,187	\$52,573	\$92,513,437	\$9,757,614	0.1%	10.6%
State Competition Total	\$20,306,072	\$0	\$0	\$20,306,072	\$0	0.0%	0.0%
<b>TOTAL:</b>	<b>\$112,872,082</b>	<b>\$9,810,187</b>	<b>\$52,573</b>	<b>\$112,819,509</b>	<b>\$9,757,614</b>	<b>0.0%</b>	<b>8.7%</b>

Preparer:           Matt Anderson                10/5/2018  
Date

Finance Director Approval: \_\_\_\_\_  
Date





TEXAS GENERAL LAND OFFICE  
Community Development and Revitalization Program  
Harvey 57M

Reporting Period (as of): 9/30/2018

HUD GRANT NO. : B-17-DL-48-0002  
CFDA 14.228

**CDBG HARVEY 57M GRANT TOTAL: \$57,800,000**

**Grant Awarded: 12/27/2017**  
**Public Law: 115-31**

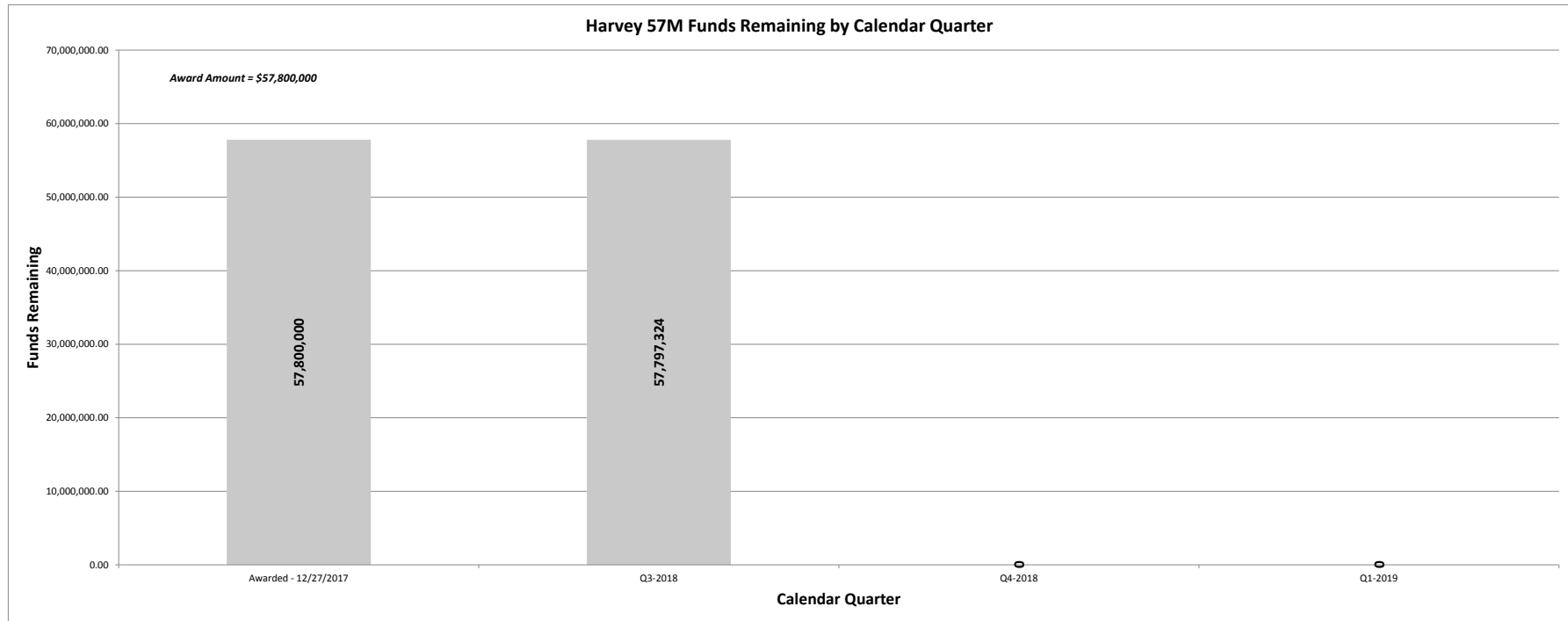
	A	B	C	A-C	B-C	C/A	B/A
	Budgeted	Obligated	Expenditures	Balance (budgeted)	Balance (Obligated)	% Expended (budgeted)	% (Obligated)
<b>ADMINISTRATIVE</b>	\$2,890,000	\$289,000	\$2,676	\$2,887,324	\$286,324	0.1%	10.0%
<b>HARRIS COUNTY RESIDENTIAL BUYOUT</b>	\$43,928,000	\$0	\$0	\$43,928,000	\$0	0.0%	0.0%
<b>AFFORDABLE RENTAL RECOVERY PROGRAM</b>	\$10,982,000	\$0	\$0	\$10,982,000	\$0	0.0%	0.0%
<b>TOTAL</b>	\$57,800,000	\$289,000	\$2,676	\$57,797,324	\$286,324	0.0%	0.5%

HARRIS COUNTY RESIDENTIAL BUYOUT AWARDS - DETAIL	Budgeted	Obligated	Expenditures	Balance (budgeted)	Balance (Obligated)	% Expended (budgeted)	% (Obligated)
Harris County	\$ 43,465,600	\$ -	\$ -	\$ 43,465,600	\$ -	0.0%	0.0%
Texas General Land Office	\$ 462,400	\$ -	\$ -	\$ 462,400	\$ -	0.0%	0.0%
<b>TOTAL:</b>	<b>\$ 43,928,000</b>	<b>\$ -</b>	<b>\$ -</b>	<b>\$ 43,928,000</b>	<b>\$ -</b>	<b>0.0%</b>	<b>0.0%</b>

AFFORDABLE RENTAL RECOVERY PROGRAM AWARDS - DETAIL	Budgeted	Obligated	Expenditures	Balance (budgeted)	Balance (Obligated)	% Expended (budgeted)	% (Obligated)
Texas General Land Office	\$ 10,982,000	\$ -	\$ -	\$10,982,000	\$0	0.0%	0.0%
<b>TOTAL:</b>	<b>\$10,982,000</b>	<b>\$0</b>	<b>\$0</b>	<b>\$10,982,000</b>	<b>\$0</b>	<b>0.0%</b>	<b>0.0%</b>

Preparer:     Matt Anderson         10/5/2018      
Date

Finance Director Approval: \_\_\_\_\_  
Date



**TEXAS GENERAL LAND OFFICE**  
**Community Development and Revitalization Program**  
**Harvey 5B**

Reporting Period (as of): 9/30/2018

HUD GRANT NO. : B-17-DM-48-0001  
CFDA 14.228

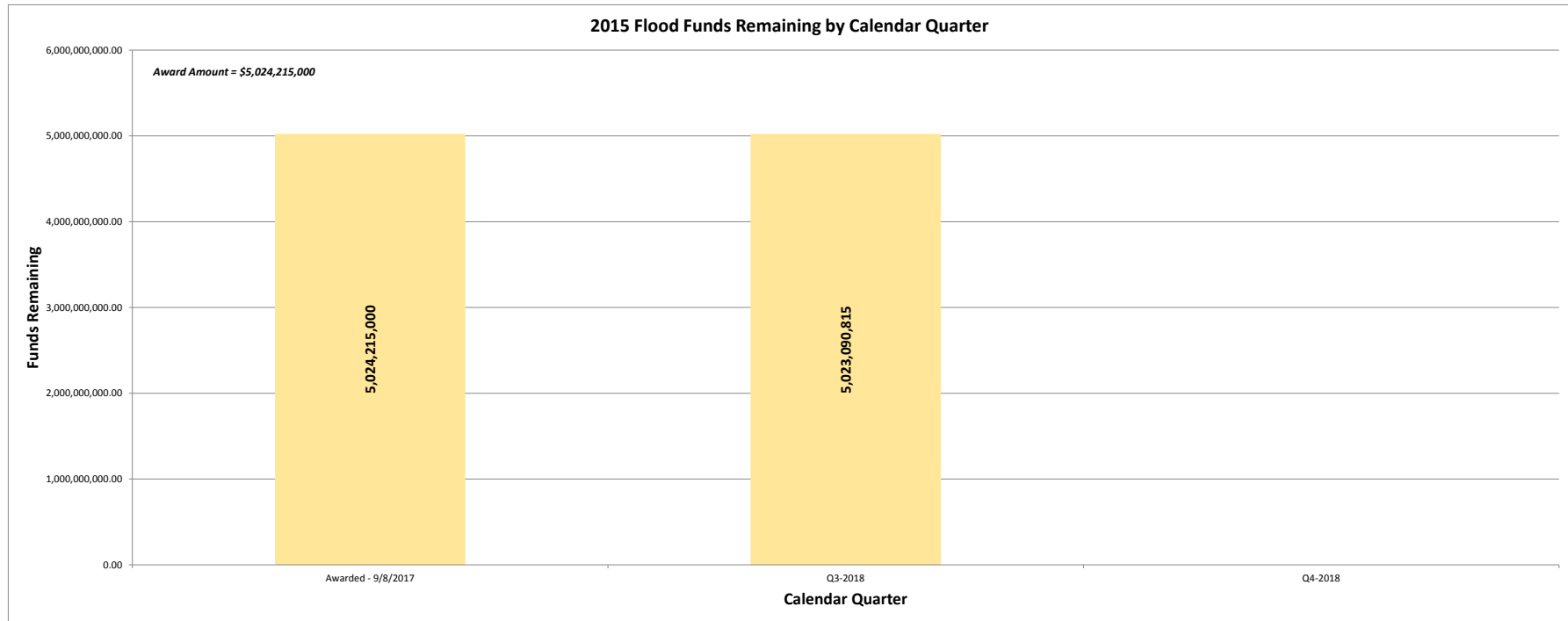
**HARVEY 5B GRANT TOTAL: \$5,024,215,000**

**Grant Awarded: 9/8/2017**  
**Public Laws: 115-56**

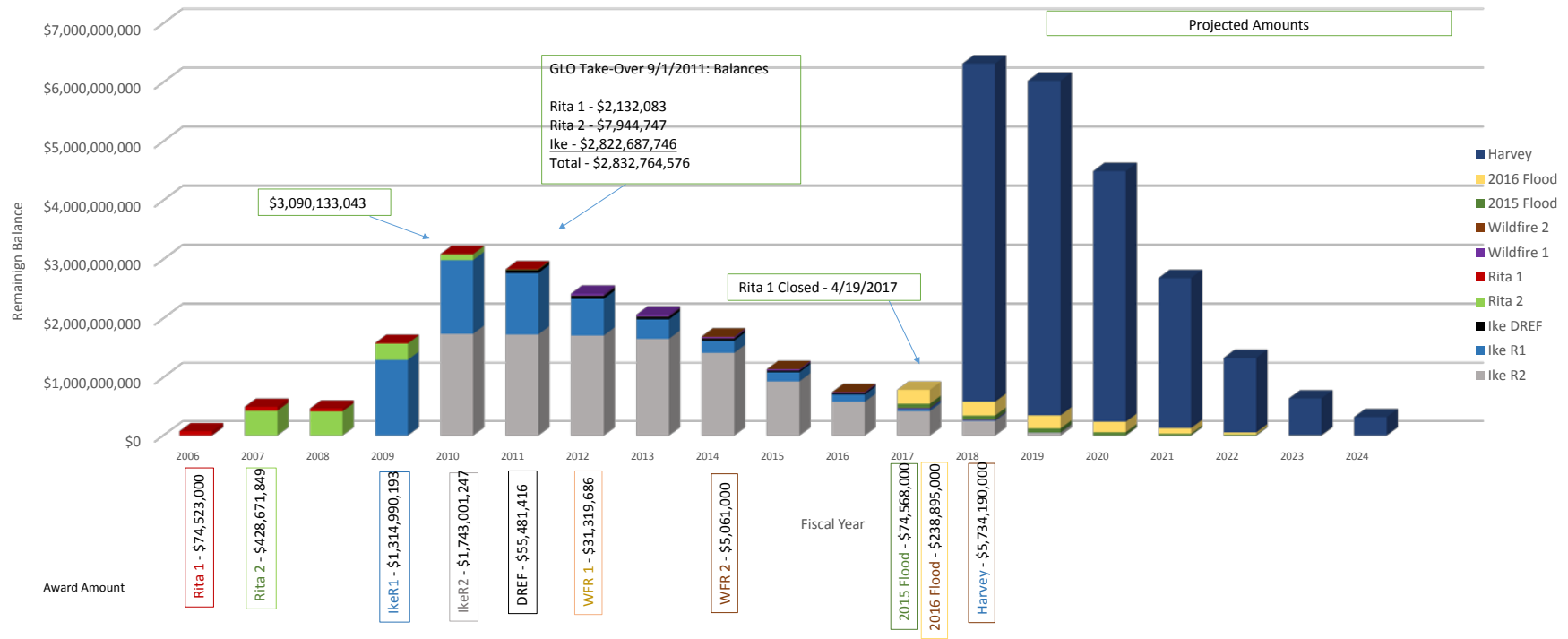
	A	B	C	A-C	B-C	C/A	B/A
	Budgeted	Obligated	Expenditures	Balance (budgeted)	Balance (Obligated)	% Expended (budgeted)	% (Obligated)
Harris County	\$16,741,956	\$0	\$0	\$16,741,956	\$0	0.0%	0.0%
Houston	\$20,835,088	\$0	\$0	\$20,835,088	\$0	0.0%	0.0%
HUD Most Impacted	\$170,906,965	\$4,000,000	\$600,584	\$170,306,381	\$3,399,416	0.4%	2.3%
State Most Impacted	\$42,726,741	\$1,000,000	\$150,146	\$42,576,595	\$849,854	0.4%	2.3%
<b>ADMINISTRATIVE</b>	<b>\$251,210,750</b>	<b>\$5,000,000</b>	<b>\$750,729</b>	<b>\$250,460,021</b>	<b>\$4,249,271</b>	<b>0.3%</b>	<b>2.0%</b>
Harris County	\$55,769,342	\$0	\$0	\$55,769,342	\$0	0.0%	0.0%
Houston	\$23,100,000	\$0	\$0	\$23,100,000	\$0	0.0%	0.0%
HUD Most Impacted	\$110,148,357	\$400,000	\$298,764	\$109,849,593	\$101,236	0.3%	0.4%
State Most Impacted	\$27,537,089	\$100,000	\$74,691	\$27,462,398	\$25,309	0.3%	0.4%
<b>PLANNING</b>	<b>\$216,554,788</b>	<b>\$500,000</b>	<b>\$373,455</b>	<b>\$216,181,333</b>	<b>\$126,545</b>	<b>0.2%</b>	<b>0.2%</b>
Houston	\$90,264,834	\$0	\$0	\$90,264,834	\$0	0.0%	0.0%
HUD Most Impacted	\$84,290,675	\$0	\$0	\$84,290,675	\$0	0.0%	0.0%
State Most Impacted	\$21,072,669	\$0	\$0	\$21,072,669	\$0	0.0%	0.0%
<b>PUBLIC SERVICES &amp; ECONOMIC REVITALIZATION</b>	<b>\$195,628,178</b>	<b>\$0</b>	<b>\$0</b>	<b>\$195,628,178</b>	<b>\$0</b>	<b>0.0%</b>	<b>0.0%</b>
Harris County	\$837,097,816	\$0	\$0	\$837,097,816	\$0	0.0%	0.0%
Houston	\$1,041,754,416	\$0	\$0	\$1,041,754,416	\$0	0.0%	0.0%
HUD Most Impacted	\$1,459,075,438	\$0	\$0	\$1,459,075,438	\$0	0.0%	0.0%
State Most Impacted	\$364,768,859	\$0	\$0	\$364,768,859	\$0	0.0%	0.0%
<b>HOUSING</b>	<b>\$3,702,696,529</b>	<b>\$0</b>	<b>\$0</b>	<b>\$3,702,696,529</b>	<b>\$0</b>	<b>0.0%</b>	<b>0.0%</b>
Harris County	\$222,519,672	\$0	\$0	\$222,519,672	\$0	0.0%	0.0%
HUD Most Impacted	\$348,484,066	\$0	\$0	\$348,484,066	\$0	0.0%	0.0%
State Most Impacted	\$87,121,017	\$0	\$0	\$87,121,017	\$0	0.0%	0.0%
<b>INFRASTRUCTURE</b>	<b>\$658,124,755</b>	<b>\$0</b>	<b>\$0</b>	<b>\$658,124,755</b>	<b>\$0</b>	<b>0.0%</b>	<b>0.0%</b>
<b>TOTAL</b>	<b>\$5,024,215,000</b>	<b>\$5,500,000</b>	<b>\$1,124,185</b>	<b>\$5,023,090,815</b>	<b>\$4,375,815</b>	<b>0.0%</b>	<b>0.1%</b>

Preparer:           Matt Anderson           10/5/2018  
Date

Finance Director Approval: \_\_\_\_\_  
Date



Total Grant Funds Balance by Fiscal Year as of 9/30/2018



## Community Development and Revitalization Grant Funds Summary as of 9/30/2018

