

TEXAS GENERAL LAND OFFICE
Community Development and Revitalization Program
Hurricane Ike

Reporting Period (as of): 10/31/2019

HUD GRANT NO. : B-08-DI-48-0001
 CFDA 14.228

CDBG DR IKE/DOLLY GRANT TOTAL (PF + PI) \$ 3,122,270,147
 Program Funds \$ 3,113,472,856
 Estimated Program Income \$ 7,759,024
 Program Income Received \$ 1,038,267

Grant Awarded: 3/31/2009
Public Law: 110-329

Category	A Budgeted	B Obligated	C Expenditures	A-C Balance (budgeted)	B-C Balance (Obligated)	C/A % Expended (budgeted)	B/A % (Obligated)
ADMIN	\$155,683,766	\$155,219,617	148,962,261.56	\$6,721,505	\$6,257,355	95.7%	99.7%
PLANNING	\$59,055,150	\$56,891,515	53,734,663.07	\$5,320,486	\$3,156,852	91.0%	96.3%
PROGRAM - Non-Housing	\$1,298,596,324	\$1,289,927,482	\$1,210,846,795	\$87,749,529	\$79,080,687	93.2%	99.3%
PROGRAM - Housing	\$1,608,934,907	\$1,511,763,694	\$1,430,671,705	\$178,263,202	\$81,091,989	88.9%	94.0%
TOTAL	\$3,122,270,147	\$3,013,802,308	\$2,844,215,424	\$278,054,723	\$169,586,884	91.1%	96.5%

NON-HOUSING AWARDS - DETAIL	Budgeted	Obligated	Expenditures	Balance (budgeted)	Balance (Obligated)	% Expended (budgeted)	% (Obligated)
Total Round 1:	\$609,487,542	\$602,707,390	\$580,077,610	\$29,409,932	\$22,629,779	95.2%	98.9%
Total Round 2.1:	\$180,878,829	\$180,629,684	\$173,184,073	\$7,694,756	\$7,445,611	95.7%	99.9%
Total Round 2.2:	\$503,927,935	\$502,335,065	\$454,724,867	\$49,203,068	\$47,610,198	90.2%	99.7%
Total Round 2.3:	\$4,302,018	\$4,255,343	\$2,860,245	\$1,441,773	\$1,395,098	66.5%	98.9%
Total non-housing (all rounds)	\$1,298,596,324	\$1,289,927,482	\$1,210,846,795	\$87,749,529	\$79,080,687	93.2%	99.3%

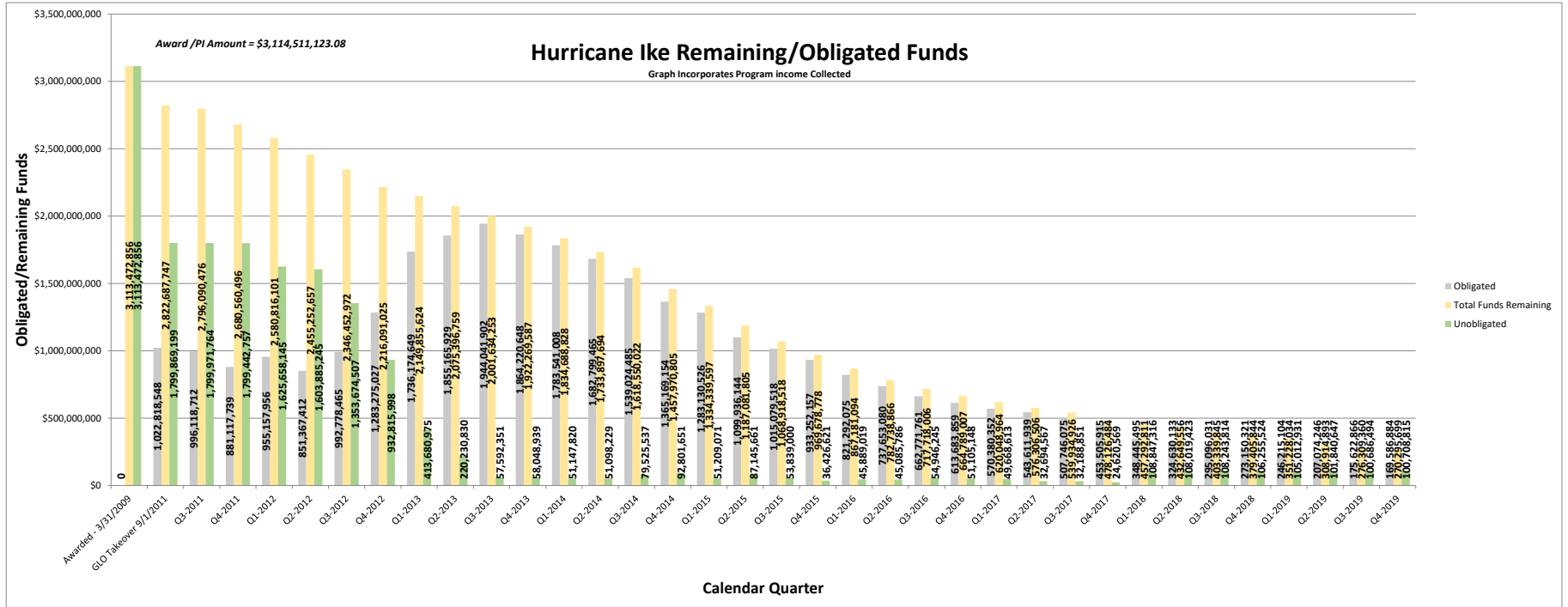
HOUSING AWARDS - DETAIL	Budgeted	Obligated	Expenditures	Balance (budgeted)	Balance (Obligated)	% Expended (budgeted)	% (Obligated)
NON-RENTAL PROGRAM							
Total Round 1:	\$425,259,524	\$421,709,703	\$421,685,103	\$3,574,421	\$24,600	99.2%	99.2%
Total Round 2.2:	\$573,322,994	\$572,875,015	\$555,249,219	\$18,073,775	\$17,625,796	96.8%	99.9%
RENTAL PROGRAM							
Total Round 1:	\$131,310,344	\$127,755,362	\$127,755,362	\$3,554,982	\$0	97.3%	97.3%
Total Round 2.2:	\$479,042,044	\$389,423,614	\$325,982,020	\$153,060,024	\$63,441,593	68.0%	81.3%

Subtotal Round 1:	\$556,569,868	\$549,465,065	\$549,440,465	\$7,129,403	\$24,600	98.7%	98.7%
Subtotal Round 2.2:	\$1,052,365,038	\$962,298,629	\$881,231,240	\$171,133,799	\$81,067,389	83.7%	91.4%

Total housing (all rounds)	\$1,608,934,907	\$1,511,763,694	\$1,430,671,705	\$178,263,202	\$81,091,989	88.9%	94.0%
----------------------------	-----------------	-----------------	-----------------	---------------	--------------	-------	-------

Preparer: Anna Ramirez Riojas 11/6/2019
 Date

Finance Director Approval: _____
 Date



Wildfire 1
Report As of: 10/31/2019

Reporting Period (as of): 10/31/2019

HUD GRANT NO. : B-12-DT-48-0001
CFDA 14.218

CDBG WILDFIRES GRANT TOTAL: \$31,319,686

Grant Awarded: 8/29/2012
Public Law: 112-55

	A	B	C	A-C	B-C	C/A	B/A
	Budgeted	Obligated	Expenditures	Balance (budgeted)	Balance (Obligated)	% Expended (budgeted)	% (Obligated)
ADMINISTRATIVE	\$1,293,306	\$1,293,306	\$1,091,643	\$201,663	\$201,663	84.4%	100.0%
PLANNING	\$42,016	\$22,500	\$22,500	\$19,516	\$0	53.6%	53.6%
NON-HOUSING	\$25,138,598	\$24,975,922	\$17,931,682	\$7,206,916	\$7,044,239	71.3%	99.4%
HOUSING	\$4,845,766	\$4,692,816	\$4,692,816	\$152,950	\$0	96.8%	96.8%
TOTAL	\$31,319,686	\$30,984,544	\$23,738,641	\$7,581,044	\$7,245,902	75.8%	98.9%

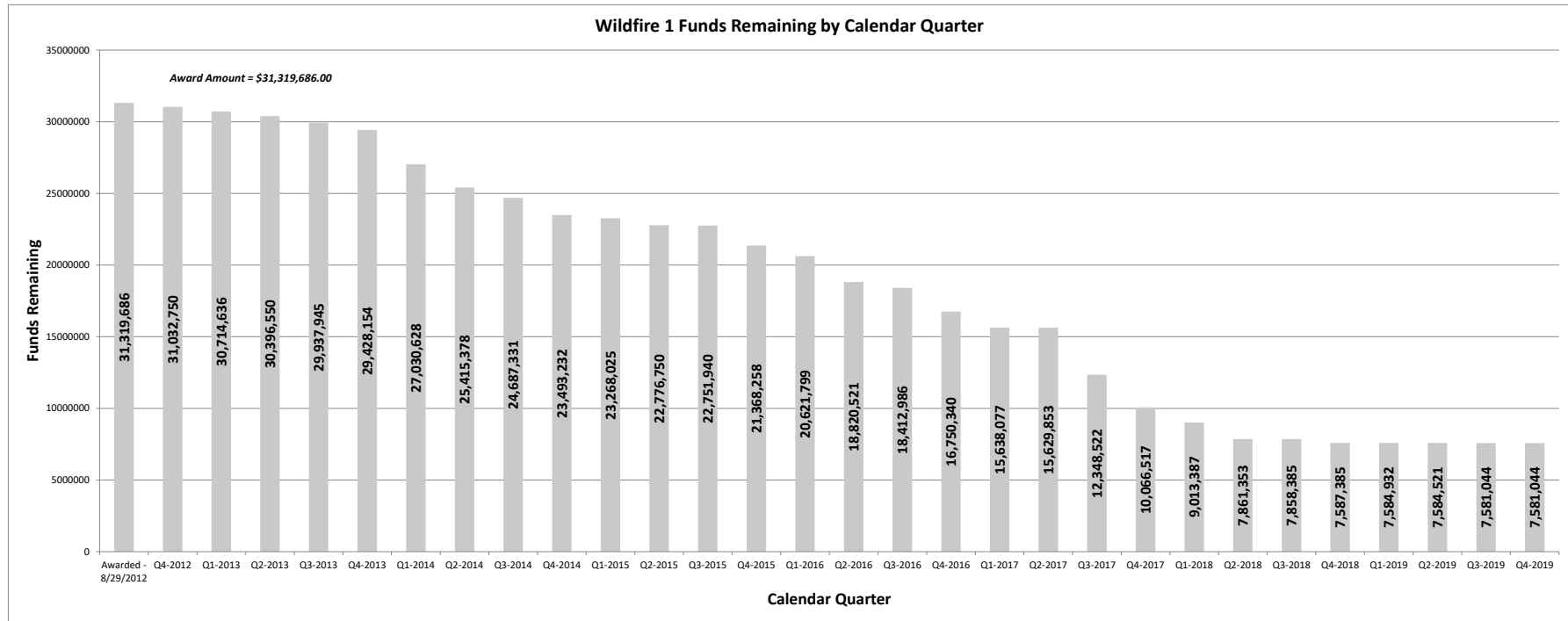
NON-HOUSING AWARDS - DETAIL	Budgeted	Obligated	Expenditures	Balance (budgeted)	Balance (Obligated)	% Expended (budgeted)	% (Obligated)
Bastrop County	\$ 23,536,434	\$ 23,536,434	\$ 16,492,720	\$ 7,043,715	\$ 7,043,715	70.1%	100.0%
Coryell County	\$ 310,827	\$ 310,827	\$ 310,827	\$ -	\$ -	100.0%	100.0%
Newton County	\$ 66,927	\$ 66,927	\$ 66,927	\$ -	\$ -	100.0%	100.0%
Walker County	\$ 1,061,734	\$ 1,061,734	\$ 1,061,209	\$ 525	\$ 525	100.0%	100.0%
Texas General Land Office	\$ 162,676	\$ -	\$ -	\$ 162,676	\$ -	0.0%	0.0%
TOTAL:	\$ 25,138,598	\$ 24,975,922	\$ 17,931,682	\$ 7,206,916	\$ 7,044,239	71.3%	99.4%

HOUSING AWARDS - DETAIL	Budgeted	Obligated	Expenditures	Balance (budgeted)	Balance (Obligated)	% Expended (budgeted)	% (Obligated)
Texas General Land Office	\$ 4,845,766	\$ 4,692,816	\$ 4,692,816	\$152,950	\$0	96.8%	96.8%
TOTAL:	\$4,845,766	\$4,692,816	\$4,692,816	\$152,950	\$0	96.8%	96.8%

PLANNING - DETAIL	Budgeted	Obligated	Expenditures	Balance (budgeted)	Balance (Obligated)	% Expended (budgeted)	% (Obligated)
Texas General Land Office	\$ 42,016	\$ 22,500	\$ 22,500	\$19,516	\$0	53.6%	53.6%
TOTAL:	\$42,016	\$22,500	\$22,500	\$19,516	\$0	53.6%	53.6%

Preparer: Anna Ramirez Riojas 11/6/2019
Date

Finance Director Approval: _____
Date



TEXAS GENERAL LAND OFFICE
Community Development and Revitalization Program
2015 Flood

Reporting Period (as of): 10/31/2019

HUD GRANT NO. : B-16-DH-48-0001
 CFDA 14.228

2015 FLOOD GRANT TOTAL: \$74,568,000

Grant Awarded: 6/17/2016
Public Laws: 114-113 / 115-31

	A	B	C	A-C	B-C	C/A	B/A
	Budgeted	Obligated	Expenditures	Balance (budgeted)	Balance (Obligated)	% Expended (budgeted)	% (Obligated)
Texas General Land Office	\$3,298,888	\$3,100,000	\$1,462,197	\$1,836,691	\$1,637,803	44.3%	94.0%
State Competition	\$229,409	\$146,500	\$33,300	\$196,109	\$113,200	14.5%	63.9%
Most Impacted	\$200,102	\$198,334	\$4,299	\$195,803	\$194,035	2.1%	99.1%
ADMINISTRATIVE	\$3,728,400	\$3,444,834	\$1,499,796	\$2,228,604	\$1,945,038	40.2%	92.4%
PLANNING	\$3,193,600	\$2,000,000	\$158,843	\$3,034,757	\$1,841,157	5.0%	62.6%
Most Impacted	\$10,084,849	\$9,806,786	\$25,000	\$10,059,849	\$9,781,786	0.2%	97.2%
Competition	\$11,561,871	\$9,797,450	\$23,650	\$11,538,221	\$9,773,800	0.2%	84.7%
HOUSING	\$21,646,720	\$19,604,236	\$48,650	\$21,598,070	\$19,555,586	0.2%	90.6%
Most Impacted	\$21,430,305	\$18,080,470	\$575,999	\$20,854,307	\$17,504,472	2.7%	84.4%
Competition	\$24,568,975	\$23,984,540	\$2,998,489	\$21,570,486	\$20,986,051	12.2%	97.6%
INFRASTRUCTURE	\$45,999,280	\$42,065,010	\$3,574,488	\$42,424,792	\$38,490,523	7.8%	91.4%
TOTAL	\$74,568,000	\$67,114,080	\$5,281,777	\$69,286,224	\$61,832,304	7.1%	90.0%

ADMINISTRATION - DETAIL	Budgeted	Obligated	Expenditures	Balance (budgeted)	Balance (Obligated)	% Expended (budgeted)	% (Obligated)
Texas General Land Office Total	\$3,298,888	\$3,100,000	\$1,462,197	\$1,836,691	\$1,637,803	44.3%	94.0%
State Competition Total	\$229,409	\$146,500	\$33,300	\$196,109	\$113,200	14.5%	63.9%
Most Impacted Total	\$200,102	\$198,334	\$4,299	\$195,803	\$194,035	2.1%	99.1%
TOTAL:	\$3,728,400	\$3,444,834	\$1,499,796	\$2,228,604	\$1,945,038	40.2%	92.4%

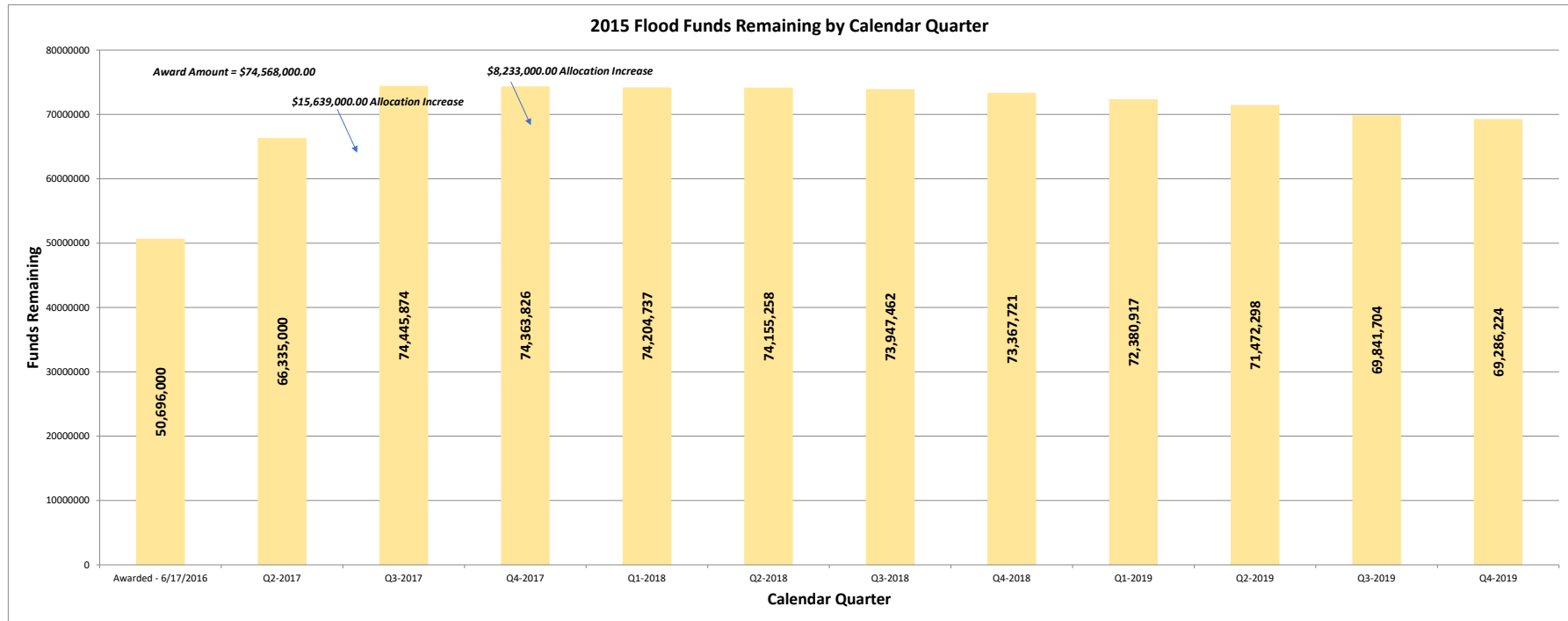
PLANNING - DETAIL	Budgeted	Obligated	Expenditures	Balance (budgeted)	Balance (Obligated)	% Expended (budgeted)	% (Obligated)
Texas General Land Office	\$3,193,600	\$2,000,000	\$158,843	\$3,034,757	\$1,841,157	5.0%	62.6%
TOTAL:	\$3,193,600	\$2,000,000	\$158,843	\$3,034,757	\$1,841,157	5.0%	62.6%

HOUSING AWARDS - DETAIL	Budgeted	Obligated	Expenditures	Balance (budgeted)	Balance (Obligated)	% Expended (budgeted)	% (Obligated)
Most Impacted Total	\$10,084,849	\$9,806,786	\$25,000	\$10,059,849	\$9,781,786	0.2%	97.2%
State Competition Total	\$11,561,871	\$9,797,450	\$23,650	\$11,538,221	\$9,773,800	0.2%	84.7%
TOTAL:	\$21,646,720	\$19,604,236	\$48,650	\$21,598,070	\$19,555,586	0.2%	90.6%

INFRASTRUCTURE AWARDS - DETAIL	Budgeted	Obligated	Expenditures	Balance (budgeted)	Balance (Obligated)	% Expended (budgeted)	% (Obligated)
Most Impacted Total	\$21,430,305	\$18,080,470	\$575,999	\$20,854,307	\$17,504,472	2.7%	84.4%
State Competition Total	\$24,568,975	\$23,984,540	\$2,998,489	\$21,570,486	\$20,986,051	12.2%	97.6%
TOTAL:	\$45,999,280	\$42,065,010	\$3,574,488	\$42,424,792	\$38,490,523	7.8%	91.4%

Preparer: Anna Ramirez Riojas 11/6/2019
 Date

Finance Director Approval: _____
 Date





TEXAS GENERAL LAND OFFICE Community Development and Revitalization Program 2016 Flood

Reporting Period (as of): 10/31/2019	HUD GRANT NO. : B-16-DL-48-001 CFDA 14.228
2015 FLOOD GRANT TOTAL: \$238,895,000	Grant Awarded: 11/21/2016 Public Laws: 114-223 / 114-254 / 115-31

	A Budgeted	B Obligated	C Expenditures	A-C Balance (budgeted)	B-C Balance (Obligated)	C/A % Expended (budgeted)	B/A % (Obligated)
Texas General Land Office	\$10,380,191	\$6,100,000	\$1,731,637	\$8,648,554	\$4,368,363	16.7%	58.8%
State Competition	\$80,000	\$40,000	\$0	\$80,000	\$40,000	0.0%	50.0%
Most Impacted	\$1,484,559	\$1,484,559	\$64,844	\$1,419,716	\$1,419,716	4.4%	100.0%
ADMINISTRATIVE	\$11,944,750	\$7,624,559	\$1,796,481	\$10,148,269	\$5,828,079	15.0%	63.8%
PLANNING	\$4,889,500	\$4,889,500	\$173,379	\$4,716,121	\$4,716,121	3.5%	100.0%
Most Impacted	\$78,056,070	\$72,643,521	\$925,580	\$77,130,490	\$71,717,941	1.2%	93.1%
Competition	\$10,101,010	\$1,960,000	\$0	\$10,101,010	\$1,960,000	0.0%	19.4%
HOUSING	\$88,157,079	\$74,603,521	\$925,580	\$87,231,499	\$73,677,941	1.0%	84.6%
Most Impacted	\$103,392,537	\$51,498,759	\$3,338,000	\$100,054,538	\$48,160,759	3.2%	49.8%
Competition	\$30,511,133	\$17,953,012	\$0	\$30,511,133	\$17,953,012	0.0%	58.8%
INFRASTRUCTURE	\$133,903,671	\$69,451,771	\$3,338,000	\$130,565,671	\$66,113,771	2.5%	51.9%
TOTAL	\$238,895,000	\$156,569,351	\$6,233,440	\$232,661,560	\$150,335,911	2.6%	65.5%

ADMINISTRATION - DETAIL	Budgeted	Obligated	Expenditures	Balance (budgeted)	Balance (Obligated)	% Expended (budgeted)	% (Obligated)
Texas General Land Office Total	\$10,380,191	\$6,100,000	\$1,731,637	\$8,648,554	\$4,368,363	16.7%	58.8%
State Competition Total	\$80,000	\$40,000	\$0	\$80,000	\$40,000	0.0%	50.0%
Most Impacted Total	\$1,484,559	\$1,484,559	\$64,844	\$1,419,716	\$1,419,716	4.4%	100.0%
TOTAL:	\$11,944,750	\$7,624,559	\$1,796,481	\$10,148,269	\$5,828,079	15.0%	63.8%

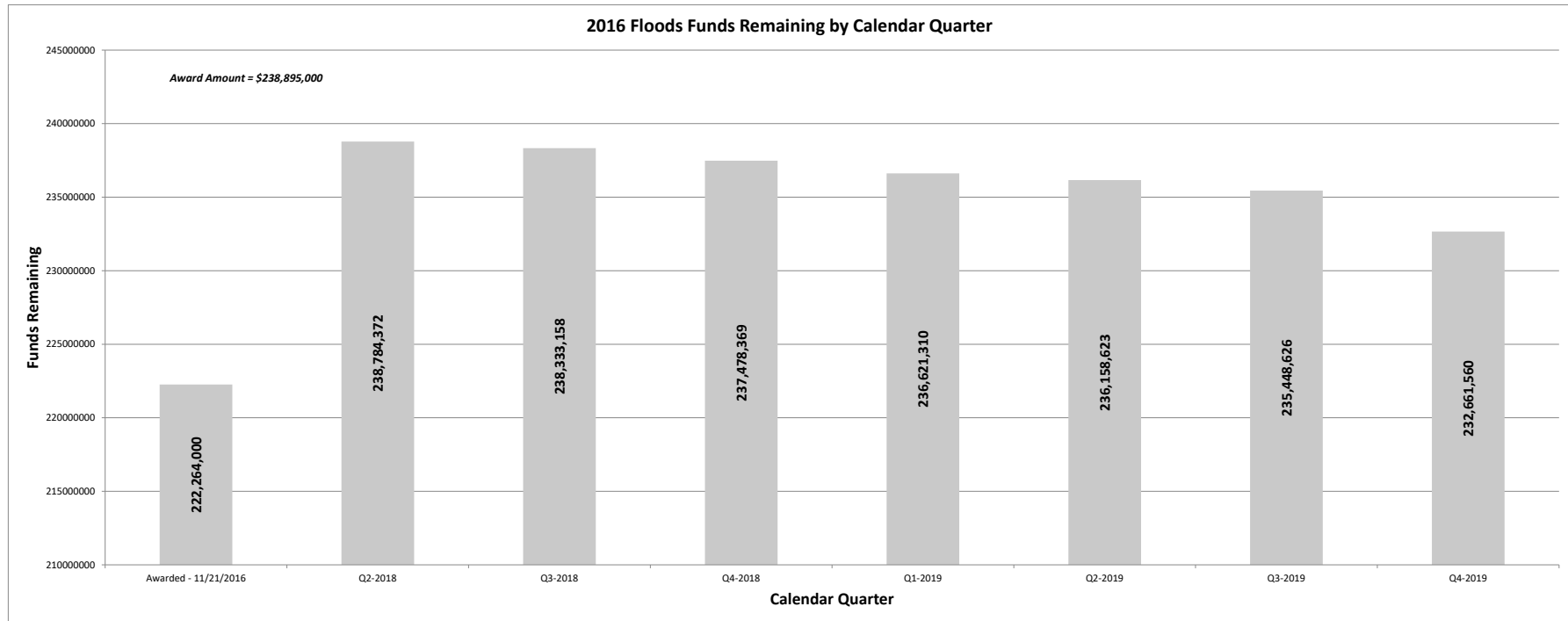
PLANNING - DETAIL	Budgeted	Obligated	Expenditures	Balance (budgeted)	Balance (Obligated)	% Expended (budgeted)	% (Obligated)
Most Impacted Total	\$100,000	\$100,000	\$0	\$100,000	\$100,000	0.0%	100.0%
Texas General Land Office Total	\$4,789,500	\$4,789,500	\$173,379	\$4,616,121	\$4,616,121	3.6%	100.0%
TOTAL:	\$4,889,500	\$4,889,500	\$173,379	\$4,716,121	\$4,716,121	3.5%	100.0%

HOUSING AWARDS - DETAIL	Budgeted	Obligated	Expenditures	Balance (budgeted)	Balance (Obligated)	% Expended (budgeted)	% (Obligated)
Most Impacted Total	\$78,056,070	\$72,643,521	\$925,580	\$77,130,490	\$71,717,941	1.2%	93.1%
State Competition Total	\$10,101,010	\$1,960,000	\$0	\$10,101,010	\$1,960,000	0.0%	19.4%
TOTAL:	\$88,157,079	\$74,603,521	\$925,580	\$87,231,499	\$73,677,941	1.0%	84.6%

INFRASTRUCTURE AWARDS - DETAIL	Budgeted	Obligated	Expenditures	Balance (budgeted)	Balance (Obligated)	% Expended (budgeted)	% (Obligated)
Most Impacted Total	\$103,392,537	\$51,498,759	\$3,338,000	\$100,054,538	\$48,160,759	3.2%	49.8%
State Competition Total	\$30,511,133	\$17,953,012	\$0	\$30,511,133	\$17,953,012	0.0%	58.8%
TOTAL:	\$133,903,671	\$69,451,771	\$3,338,000	\$130,565,671	\$66,113,771	2.5%	51.9%

Preparer: Anna Ramirez Riojas 11/6/2019
Date

Finance Director Approval: _____
Date



TEXAS GENERAL LAND OFFICE
Community Development and Revitalization Program
Harvey 57M

Reporting Period (as of): 10/31/2019

HUD GRANT NO. : B-17-DL-48-0002
CFDA 14.228

CDBG HARVEY 57M GRANT TOTAL: \$57,800,000

Grant Awarded: 12/27/2017
Public Law: 115-31

	A	B	C	A-C	B-C	C/A	B/A
	Budgeted	Obligated	Expenditures	Balance (budgeted)	Balance (Obligated)	% Expended (budgeted)	% (Obligated)
ADMINISTRATIVE	\$2,890,000	\$2,890,000	\$1,061,165	\$1,828,835	\$1,828,835	36.7%	100.0%
HARRIS COUNTY RESIDENTIAL BUYOUT	\$43,465,600	\$43,465,600	\$186,184	\$43,279,416	\$43,279,416	0.4%	100.0%
AFFORDABLE RENTAL RECOVERY PROGRAM	\$11,444,400	\$11,444,400	\$1,681,896	\$9,762,504	\$9,762,504	14.7%	100.0%
TOTAL	\$57,800,000	\$57,800,000	\$2,929,245	\$54,870,755	\$54,870,755	5.1%	100.0%

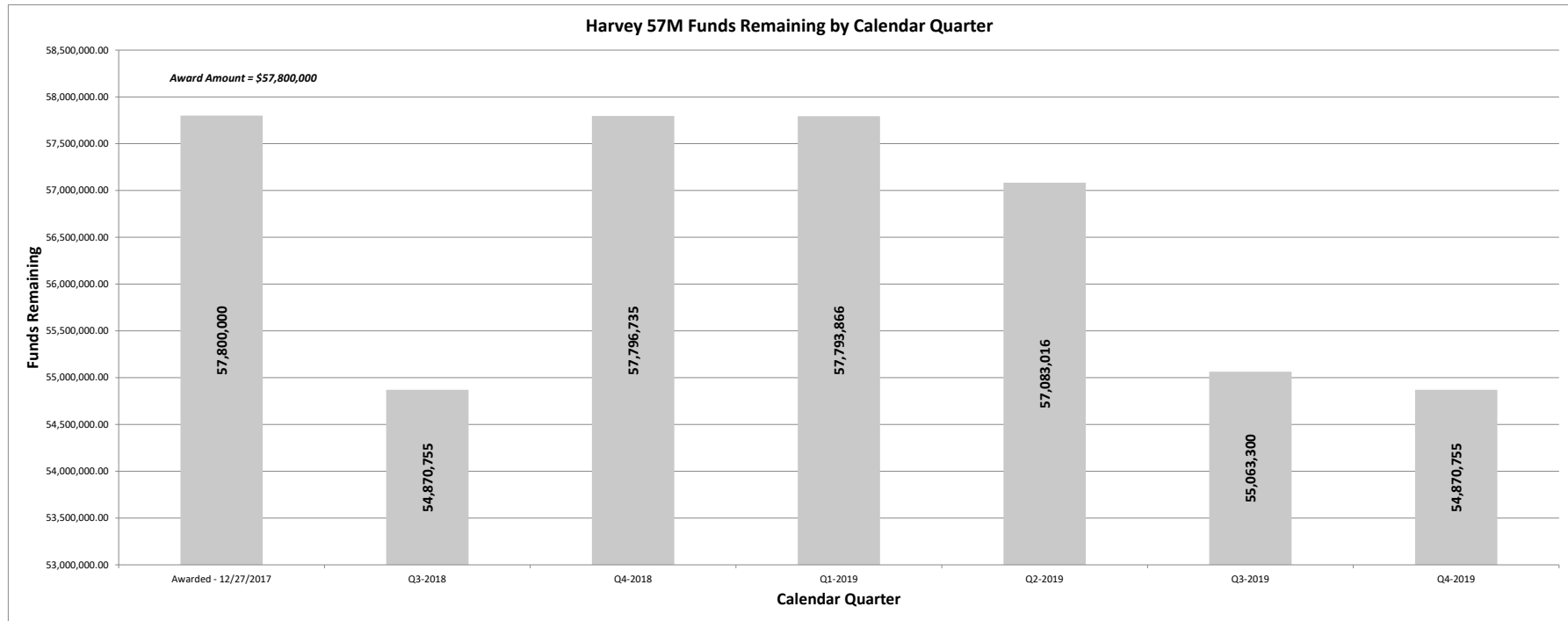
ADMINISTRATION AWARDS - DETAIL	Budgeted	Obligated	Expenditures	Balance (budgeted)	Balance (Obligated)	% Expended (budgeted)	% (Obligated)
Texas General Land Office	\$ 2,890,000	\$ 2,890,000	\$ 1,061,165	\$ 1,828,835	\$ 1,828,835	36.7%	100.0%
TOTAL:	\$ 2,890,000	\$ 2,890,000	\$ 1,061,165	\$ 1,828,835	\$ 1,828,835	36.7%	100.0%

HARRIS COUNTY RESIDENTIAL BUYOUT AWARDS - DETAIL	Budgeted	Obligated	Expenditures	Balance (budgeted)	Balance (Obligated)	% Expended (budgeted)	% (Obligated)
Harris County	\$ 43,465,600	\$ 43,465,600	\$ 186,184	\$ 43,279,416	\$ 43,279,416	0.4%	100.0%
Texas General Land Office	\$ -	\$ -	\$ -	\$ -	\$ -	#DIV/0!	#DIV/0!
TOTAL:	\$ 43,465,600	\$ 43,465,600	\$ 186,184	\$ 43,279,416	\$ 43,279,416	0.4%	100.0%

AFFORDABLE RENTAL RECOVERY PROGRAM AWARDS - DETAIL	Budgeted	Obligated	Expenditures	Balance (budgeted)	Balance (Obligated)	% Expended (budgeted)	% (Obligated)
Texas General Land Office	\$ 11,444,400	\$ 11,444,400	\$ 1,681,896	\$ 9,762,504	\$ 9,762,504	14.7%	100.0%
TOTAL:	\$ 11,444,400	\$ 11,444,400	\$ 1,681,896	\$ 9,762,504	\$ 9,762,504	14.7%	100.0%

Preparer: Anna Ramirez Riojas 11/6/2019
Date

Finance Director Approval: _____
Date



TEXAS GENERAL LAND OFFICE
Community Development and Revitalization Program
Harvey 5B

Reporting Period (as of): 10/31/2019

HUD GRANT NO. : B-17-DM-48-0001
 CFDA 14.228

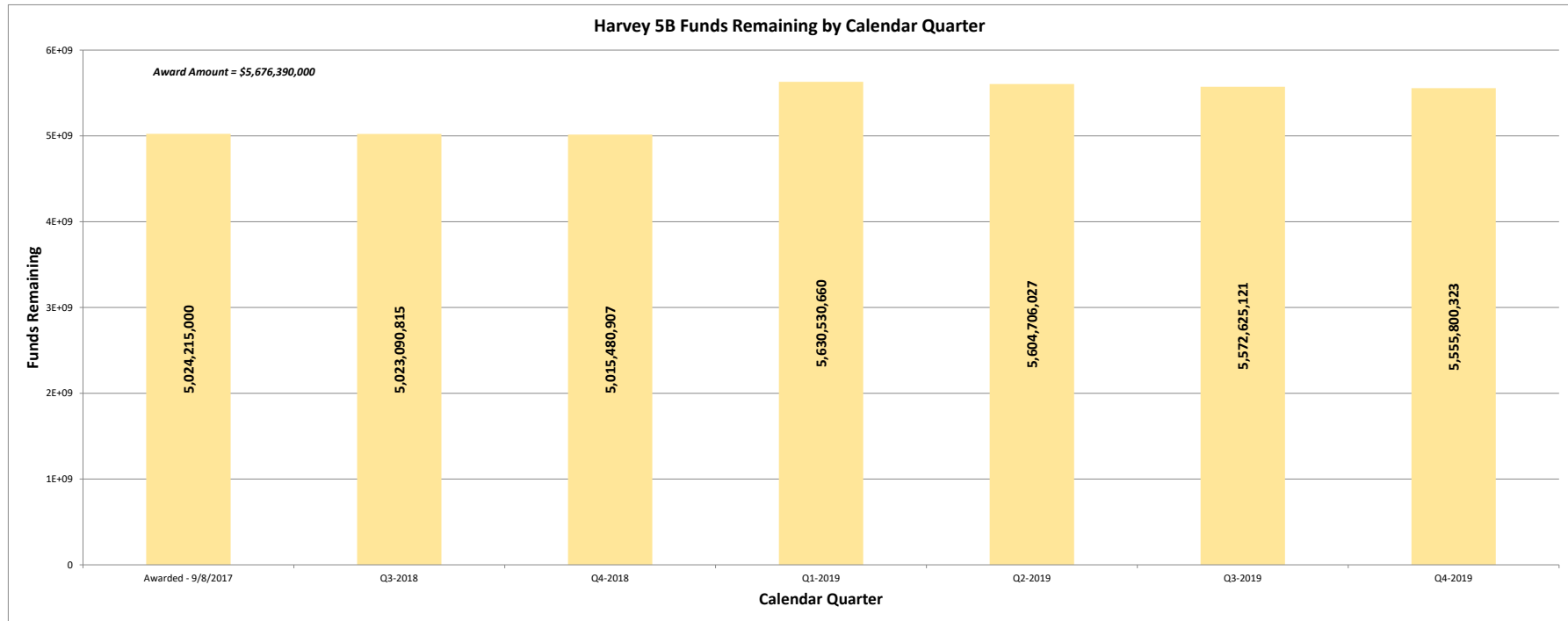
HARVEY 5B GRANT TOTAL: \$5,676,390,000

Grant Awarded: 9/8/2017
Public Laws: 115-56

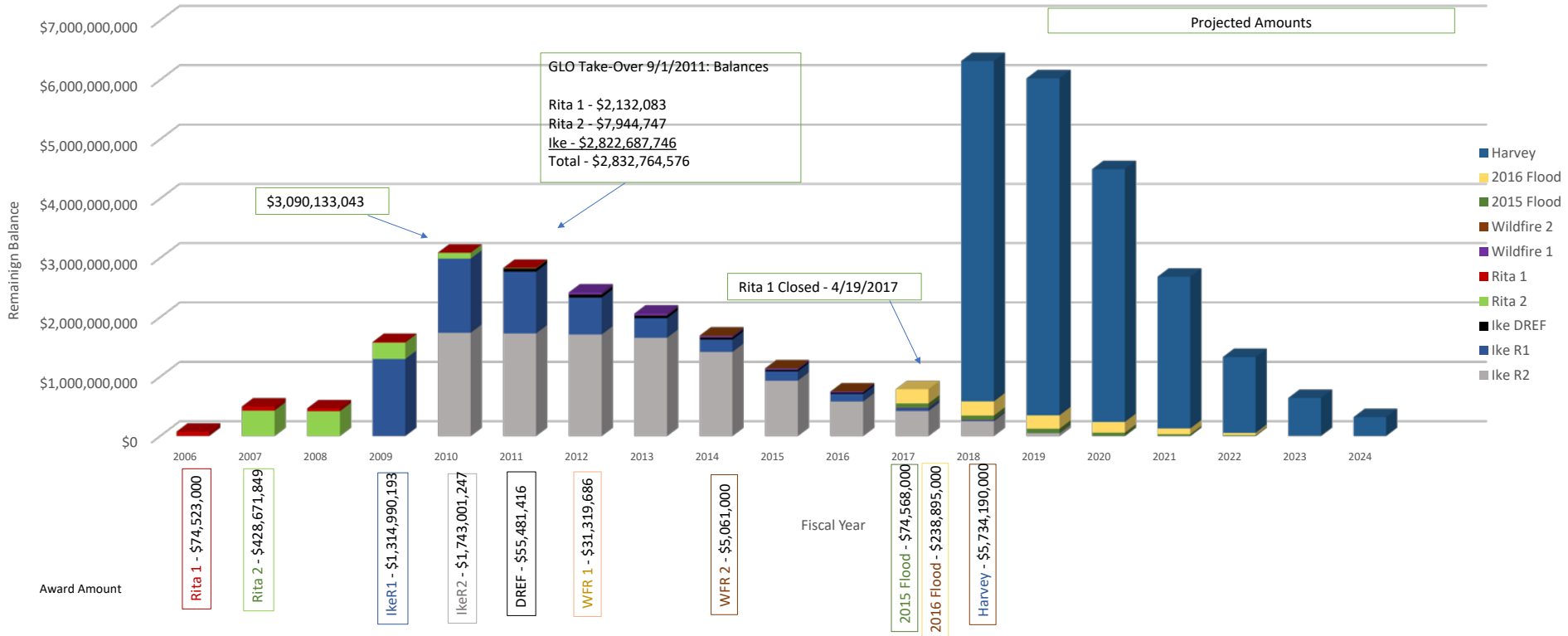
	A	B	C	A-C	B-C	C/A	B/A
	Budgeted	Obligated	Expenditures	Balance (budgeted)	Balance (Obligated)	% Expended (budgeted)	% (Obligated)
Harris County	\$30,117,405	\$30,117,405	\$0	\$30,117,405	\$30,117,405	0.0%	100.0%
Houston	\$31,118,976	\$20,835,088	\$0	\$31,118,976	\$20,835,088	0.0%	67.0%
Texas General Land Office	\$222,583,119	\$222,583,119	\$44,277,038	\$178,306,081	\$178,306,081	19.9%	100.0%
ADMINISTRATIVE	\$283,819,500	\$273,535,612	\$44,277,038	\$239,542,462	\$229,258,574	15.6%	96.4%
Harris County	\$60,234,809	\$60,234,809	\$482,938	\$59,751,871	\$59,751,871	0.8%	100.0%
Houston	\$23,100,000	\$23,100,000	\$0	\$23,100,000	\$23,100,000	0.0%	100.0%
Texas General Land Office	\$137,685,446	\$137,685,446	\$1,404,067	\$136,281,379	\$136,281,379	1.0%	100.0%
PLANNING	\$221,020,255	\$221,020,255	\$1,887,005	\$219,133,250	\$219,133,250	0.9%	100.0%
Houston	\$90,264,834	\$90,264,834	\$0	\$90,264,834	\$90,264,834	0.0%	100.0%
HUD Most Impacted	\$84,290,675	\$80,000,000	\$0	\$84,290,675	\$80,000,000	0.0%	94.9%
State Most Impacted	\$21,072,669	\$20,000,000	\$0	\$21,072,669	\$20,000,000	0.0%	94.9%
PUBLIC SERVICES & ECONOMIC REVITALIZATION	\$195,628,178	\$190,264,834	\$0	\$195,628,178	\$190,264,834	0.0%	97.3%
Harris County	\$921,941,704	\$845,582,205	\$0	\$921,941,704	\$845,582,205	0.0%	91.7%
Houston	\$1,131,394,231	\$952,114,601	\$0	\$1,131,394,231	\$952,114,601	0.0%	84.2%
HUD Most Impacted	\$1,949,261,004	\$1,487,495,487	\$67,749,097	\$1,881,511,906	\$1,419,746,389	3.5%	76.3%
State Most Impacted	\$315,200,373	\$308,811,721	\$6,676,537	\$308,523,837	\$302,135,185	2.1%	98.0%
HOUSING	\$4,317,797,312	\$3,594,004,014	\$74,425,634	\$4,243,371,678	\$3,519,578,380	1.7%	83.2%
Harris County	\$222,519,672	\$80,669,134	\$0	\$222,519,672	\$80,669,134	0.0%	36.3%
HUD Most Impacted	\$371,357,783	\$353,618,787	\$0	\$371,357,783	\$353,618,787	0.0%	95.2%
State Most Impacted	\$64,247,300	\$59,812,551	\$0	\$64,247,300	\$59,812,551	0.0%	93.1%
INFRASTRUCTURE	\$658,124,755	\$494,100,472	\$0	\$658,124,755	\$494,100,472	0.0%	75.1%
TOTAL	\$5,676,390,000	\$4,772,925,187	\$120,589,677	\$5,555,800,323	\$4,652,335,510	2.1%	84.1%

Preparer: Anna Ramirez Riojas 11/6/2019
 Date

Finance Director Approval: _____
 Date



Total Grant Funds Balance by Fiscal Year as of 10/31/2019



Community Development and Revitalization Grant Funds Summary as of 10/31/2019

