



TEXAS GENERAL LAND OFFICE

Community Development & Revitalization

Commissioner Dawn Buckingham, M.D.

Questions

- ❑ Please submit questions throughout the webinar to the zoom chat box
- ❑ All questions submitted to the chat during the webinar will be answered at the end of the presentation
- ❑ For technical difficulties with Zoom, please call: (512) 475-5133



Disaster Recovery Reallocation Program (DRRP) Agenda

- ❑ DRRP Overview
- ❑ Other Federal Requirements
- ❑ DRRP by Action Plans
- ❑ DRRP Schedule
- ❑ Call for Projects: Submission Process
- ❑ Questions



Overview of the DRRP

- The DRRP is designed to support the reallocation of de-obligated and unutilized funds.
- This allows for communities with outstanding unmet need to access remaining CDBG-DR funds.



DRRP

- ❑ The DRRP funds
 - Are not new grant funds
 - Are tied to each respective action plan
- ❑ The DRRP follows the rules and regulations required in each respective action plan
- ❑ These DRRP funds are not inclusive of the CDBG Mitigation (CDBG-MIT) grant programs or projects
- ❑ The DRRP funds cannot be combined with forward looking mitigation projects due to the requirement of demonstrating a tie-back to the disaster for which the applicant is applying



DRRP Eligibility

□ Eligible Grants

- Hurricanes Ike and Dolly (2008)
- 2015 Floods and Storms (2015)
- 2016 Floods and Storms (2016)
- Hurricane Harvey \$5.6B (2017)
- 2018 South Texas Floods (2018)
- 2019 Disasters (2019)

□ Eligible Entities

- Units of local government
 - Cities
 - Counties
- Indian tribes
- Public housing authorities

DRRP Eligibility Continued

□ Eligible Activities

- Flood and drainage improvements
- Water and wastewater improvements
- Street improvements
- Permanently affixed emergency communications equipment
- Rehabilitation, reconstruction, and new construction of affordable multifamily projects

□ Ineligible Activities

- Any activities not identified

□ National Objectives:

- Low- and Moderate-Income (LMI)
- Urgent Need

DRRP Project Selection

- ❑ Each entity is permitted to submit a maximum of three (3) eligible projects
- ❑ The GLO will select which eligible funding source will be utilized to fund the project
- ❑ The GLO will rank the projects based on the published selection criteria
- ❑ Project ranking and grant conditions will aid in the project selection process
- ❑ Approved project submissions will be prioritized during the contracting process based on the expiration date of the grant being utilized



DRRP Project Eligibility Criteria

- ❑ The GLO will evaluate the:
 - Management capacity of the submitting entity; and
 - Feasibility for the project to be completed within the two-year time frame or less
- ❑ Each project must include:
 - One activity;
 - One service area; and
 - Address one national objective
- ❑ Address unmet needs from applicable disaster and tie back to the disaster event
- ❑ Meet the LMI or Urgent Need National Objective



DRRP Selection Criteria

Criteria	Maximum Points
HUD MID**	10 Points Possible
<i>Project is in a HUD MID area</i>	10 Points
<i>Project is in a State MID area</i>	0 Points
LMI National Objective	20 Points Possible
<i>Project meets the LMI national objective</i>	20 Points
<i>Project does not meet the LMI national objective</i>	0 Points
Number of CDBG-DR Eligible Presidential Declarations from 2008 to 2019	20 Points Possible
<i>10-12</i>	20 Points
<i>7-9</i>	15 Points
<i>4-6</i>	10 Points
<i>1-3</i>	5 Points
Leverage	5 Points Possible
<i>Entity has pledged to provide Non-CDBG Leverage (a minimum value of 10% of CDBG-DR funds requested)</i>	5 Points
<i>Entity has not pledged to provide Non-CDBG Leverage (a minimum value of 10% of CDBG-DR funds requested)</i>	0 Points

Criteria	Maximum Points
SoVI	15 Points Possible
<i>High</i>	15 Points
<i>Medium High</i>	12 Points
<i>Medium</i>	9 Points
<i>Medium Low</i>	6 Points
<i>Low</i>	3 Points
Composite Disaster Index	20 Points Possible
<i>Top 10%</i>	20 Points
<i>Top 25%</i>	15 Points
<i>Top 75%</i>	10 Points
<i>Bottom 25%</i>	5 Points
<i>Bottom 10%</i>	0 Points
Is the Applicant a Public Housing Authority?	10 Points Possible
<i>Applicant is a Public Housing Authority</i>	10 Points
<i>Applicant is not a Public Housing Authority</i>	0 Points
Tie-Breaker: Higher Poverty Rate	
*More details on scoring criteria will be available in the submission guidelines	
**Ike/Dolly projects will automatically receive points for this category	



Procurement

- ❑ Eligible applicants must comply with applicable program requirements, such as proper procurement of all services (grant administration, environmental, engineering services, construction, etc.)
- ❑ Eligible entities must adhere to the procurement process in compliance with federal requirements defined in 2 CFR 200
- ❑ Resources to ensure compliance by local purchasing agents:
 - 2 CFR 200.318 through 200.327 (Federal procurement standards)
 - Appendix II to Part 200 (specific, required contract provisions for non-federal entity contracts under federal awards)
- ❑ **Reminder:** Review and update your local procurement policies and procedures to comply with 2 CFR 200



Procurement Continued

□ Best Practices:

- Identify roles and responsibilities for all parties involved
- Follow written local procurement policies and procedures in compliance with 2CFR200
- Confer with local purchasing agent or legal counsel
- Ensure fair and open competition
- Solicit responses from an adequate number of qualified sources, document direct outreach
- Procurement resulting in one response is viewed as non-competitive procurement and may result in additional action, see 2CFR200.320(c)
- Contractors that develop or draft specifications, requirements, statements of work, or invitations for bids or requests for proposals must be excluded from competing for such procurements

*For additional information regarding the procurement review process, including best practices and GLO and HUD resources, refer to the one-pager located at this link:

<https://recovery.texas.gov/DRRP/>

Texas General Land Office | CDR
Commissioner Dawn Buckingham, M.D.



Environmental Review

☐ HUD Part 58 Environmental Process

- The level of review will be determined in the application phase
- The DRRP environmental reviews should be completed in less than six months
- Environmental reviews should start prior to the 30% design plan

☐ Recent Rule Changes

- HUD updated floodplain management regulations at 24 CFR 55
 - Identifying the Federal Flood Risk Management Standard (FFRMS) rather than only relying on FEMA floods maps
- NEPA Procedures
 - Required completion of an Environmental Assessment (EA) level of review within one year and a page limit for the main body of the EA of 75 pages
- HUD Departmental policy that address radon in the environmental review process (most specifically for housing projects)



Environmental Review Continued

- ❑ Best Practices to consider for meeting the program-specific benchmarks:
 - Prepare environmental constraints analysis to identify regulatory hurdles (ex., permits or special studies) and establish consultation timelines
 - Can be completed before project application submission (not required for HUD review)
 - HUD funds can supplement a previously cleared Stafford Act-funded project (i.e., FEMA or HUD-DR/MIT) to expedite the review. Examples include the following:
 - Adopt an approved FEMA environmental review
 - Add funds to a previously funded HUD project with no change in scope
 - Scope changes and new funds to a previously approved HUD review could possibly be cleared by re-evaluating the original environmental review



Environmental Review Continued

❑ Best Practices Continued:

- HUD assistance in a floodway, a limit of moderate wave action, a coastal high-hazard area, or a Coastal Barrier Resource System is limited
 - Extra due diligence will be required to verify if the project is permissible and whether any potential mitigation requirements can be implemented within the project time frame
- HUD has strict limitations for activities involving critical actions, specifically in certain flood zones. Examples of critical actions include a fire station, water treatment plant, etc.
- Avoid choice-limiting actions
 - Do not acquire property or start construction until AUGF is issued

*For additional information regarding the environmental review process, including best practices, refer to the one-pager located at this link: <https://recovery.texas.gov/DRRP/>

Texas General Land Office | CDR
Commissioner Dawn Buckingham, M.D.



Affirmatively Furthering Fair Housing (AFFH)

AFFH reviews must be conducted as a part of project selection

❑ Includes assessments of:

- A proposed project's area demography
- Socioeconomic characteristics
- Housing configuration and needs
- Protected classes and vulnerable populations demographics
- Educational, transportation, and health care opportunities
- Environmental hazards or concerns
- All other factors material to the AFFH determination

❑ Submissions should show projects are likely to

- Lessen area racial, ethnic, protected classes and low-income concentrations, and/or
- Promote affordable housing in low-poverty, diverse and protected classes and vulnerable population areas, and nonminority areas in response to natural hazard-related impacts



Documenting Beneficiaries

- ❑ Must demonstrate a National Objective for the applicable eligible activities, including:
 1. Benefitting low-and moderate-income (LMI) persons
 - LMA- area benefit
 - LMH- housing
 2. Urgent Need (UN) addresses an urgent need
- ❑ LMA (low and moderate area benefit):
 - When service area is primarily residential
 - At least 51% LMI (LMISD or survey data)



Documenting Beneficiaries Continued

- ❑ Area Benefit
 - Where beneficiaries live within service area
- ❑ Service Area
 - Geographic area that will benefit from the eligible project
- ❑ Methods to document beneficiaries:
 1. Use of Census LMISD
 2. Use of Surveys
- ❑ Important:
 - Identify if surveys will be needed
 - Plan to conduct surveys early



Documenting Beneficiaries Continued

□ Best Practices

- Consider project location and determine service area early during project development
- Determine whether the identified service area aligns with a Census geographic area to plan for the level of effort required to accurately document beneficiaries
- Use GLO mapping tools to investigate proposed service area and project alignment
- Design clear and legible maps to define service area, project location, and Census geographic area
- Include a narrative to support the service area selected and corresponding beneficiaries
- Use survey method for projects that have a small benefit area or do not align with Census geographic areas represented in the LMISD
- If using the survey method, survey 100% of households for project benefitting less than 200 households and use a random survey for more than 200 households
- Ensure forms are complete and legible and inform the community early to maximize participation

*For additional information regarding the environmental review process, including best practices and GLO Beneficiaries resources, refer to the one-pager located at this link:
<https://recovery.texas.gov/DRRP/>

Texas General Land Office | CDR
Commissioner Dawn Buckingham, M.D.



Hurricanes Ike and Dolly

- ❑ Texas Hurricane Dolly (DR-1780-TX)
 - Incident Period: July 22, 2008 – August 1, 2008
- ❑ Texas Hurricane Ike (DR-1791-TX)
 - Incident Period: September 7, 2008 – October 2, 2008
- ❑ Allocation Amount: \$20,500,000
- ❑ Award Amount:
 - Maximum Award: \$20,000,000
 - Minimum Award: \$500,000



Source: National Weather Service



2015 Floods and Storms

- ❑ Texas Severe Storms, Tornadoes, Straight-line Winds, and Flooding (DR-4223-TX)
 - Incident Period: May 4, 2015 – June 22, 2015
- ❑ Texas Severe Storms, Tornadoes, Straight-line Winds, and Flooding (DR-4245-TX)
 - Incident Period: October 22, 2015 – October 31, 2015
- ❑ Allocation Amount: \$4,000,000
- ❑ Award Amount:
 - Maximum Award: \$2,000,000
 - Minimum Award: \$500,000



Source: Texas Civil Air Patrol



2016 Floods and Storms

- ❑ Texas Severe Storms, Tornadoes, and Flooding (DR-4266-TX)
 - Incident Period: March 7, 2016 – March 29, 2016
- ❑ Texas Severe Storms and Flooding (DR-4269-TX)
 - Incident Period: April 17, 2016 – April 30, 2016
- ❑ Texas Severe Storms and Flooding (DR-4272-TX)
 - Incident Period: May 22, 2016 – June 24, 2016
- ❑ Allocation Amount: \$5,500,000
- ❑ Award Amount:
 - Maximum Award: \$2,000,000
 - Minimum Award: \$500,000



Source: Photo from Deweyville ISD Facebook page



Hurricane Harvey \$5.6 Billion

- ❑ Texas Hurricane Harvey (DR-4332-TX)
 - Incident Period: August 23, 2017 – September 15, 2017
- ❑ Allocation Amount: \$84,500,000
- ❑ Award Amount:
 - Maximum Award: \$20,000,000
 - Minimum Award: \$500,000



Source: HOU district twitter feed



2018 South Texas Floods

- ❑ Texas Severe Storms and Flooding (DR-4377-TX)
 - Incident Period: June 19, 2018 – July 13, 2018
- ❑ Allocation Amount: \$6,000,000
- ❑ Award Amount:
 - Maximum Award: \$2,000,000
 - Minimum Award: \$500,000



Source: National Weather Service



2019 Disasters

- ❑ Texas Severe Storms and Flooding (DR-4454-TX)
 - Incident Period: June 24, 2019– June 25, 2019
- ❑ Texas Tropical Storm Imelda (DR-4466-TX)
 - Incident Period: September 17, 2019– September 23, 2019
- ❑ Allocation Amount: \$14,500,000
- ❑ Award Amount:
 - Maximum Award: \$2,000,000
 - Minimum Award: \$500,000



Source: National Oceanic and Atmospheric Administration

DRRP Budget Table

Disaster	Budget	Minimum Award	Maximum Award
Hurricanes Ike and Dolly 2008	\$20,500,000	\$500,000	\$20,000,000
2015 Floods and Storms	\$4,000,000	\$500,000	\$2,000,000
2016 Floods and Storms	\$5,500,000	\$500,000	\$2,000,000
Hurricane Harvey \$5.6B 2017	\$84,500,000	\$500,000	\$20,000,000
2018 South Texas Floods	\$6,000,000	\$500,000	\$2,000,000
2019 Disasters	\$14,500,000	\$500,000	\$2,000,000



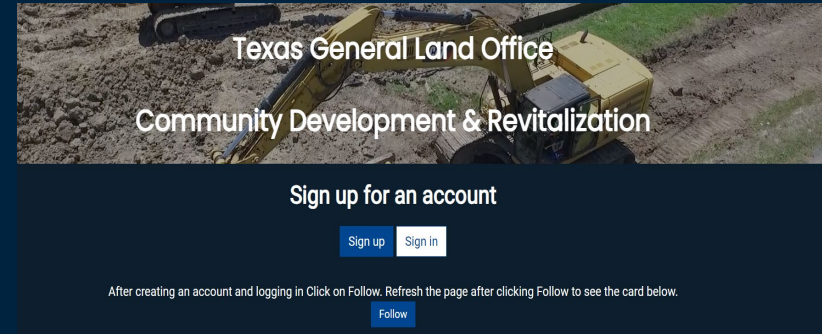
DRRP Schedule

- Call for Projects Due Date: Thursday, November 21, 2024 at 5 PM
- Invitation to Apply: Monday, February 3, 2025
- Application Submission Deadline: Thursday, April 3, 2025 at 5 PM



Call for Projects: Submission Process

1. Go to <https://tx-glo-cdr.hub.arcgis.com/>
2. Sign up and verify account
3. Once logged into account, click the “Follow” button. When that button changes to “Unfollow”, refresh the page and you should see the Disaster Recovery Reallocation Program card.



Disaster Recovery Reallocation Program

Learn more about the Disaster Recovery and Reallocation Program (DRRP), respond to the call for projects submission, and access data and other resources related to the DRRP.

[Call for Projects Submission](#)

Texas General Land Office | CDR
Commissioner Dawn Buckingham, M.D.



Call for Projects: Submission Process

4. Click on the DRRP “Call for Projects Submission” button



Disaster Recovery Reallocation Program

Learn more about the Disaster Recovery and Reallocation Program (DRRP), respond to the call for projects submission, and access data and other resources related to the DRRP.

[Call for Projects Submission](#)



Call for Projects Submission: Process

The following page provides the following content:

- DRRP Call for Projects Submission Guide
- Frequently Asked Questions
- DRRP Viewer User Guide
- DRRP Viewer Layer List

For technical assistance, please contact: cdr.gis@recovery.texas.gov

Call for Projects Submission

The Call for Projects Submission Guide contains step-by-step instructions to guide submitters through the DRRP Call for Projects Submission process. Submitters **MUST USE the SAME COMPUTER and the SAME BROWSER (e.g. Microsoft Edge, Google Chrome, Firefox)** to complete the call for project submissions.


[DRRP Call for Projects Submission Guide](#)

[Frequently Asked Questions](#)

Documentation

[DRRP Viewer User Guide](#)

[DRRP Viewer Layer List](#)



Map Viewer

DRRP Viewer

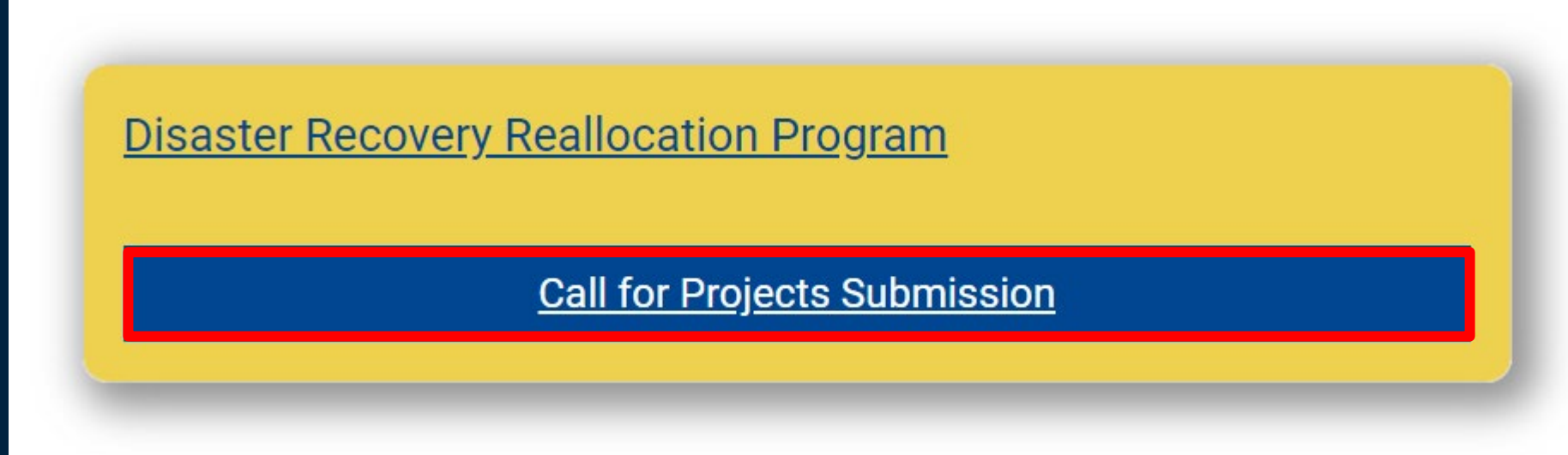
A resource to view DRRP data and information geospatially

[Explore](#)



Call for Projects: Submission Process

5. Click on "Call for Projects Submission" to complete the DRRP project(s) submission



Call for Projects: Submission Process

Page 1:

Instructions Page:

- The DRRP Project(s) submission saves as you go but you MUST
 - Use the same computer
 - Use the same browser (e.g. Chrome, Internet Explorer)
- Fill out all required information in each section

Page 2:

Jurisdiction Information Section:

- Jurisdiction name, type, and P.O. Box/physical address
- Confirm an audit for the most recently completed fiscal year has been completed



Call for Projects: Submission Process

Page 3:

- Contacts (as applicable):
 - Primary point of contact
 - Authorized Representative
 - Staff Member
 - Chief Elected Official
 - Grant Administrator



Call for Projects: Submission Process

Page 4:

- Selection Criteria by Disaster Grant:
 - Select the number of projects you are submitting (3 maximum)
 - Select the location for the project(s) (county, city, tribal land)
 - Type in the name of location or zoom in on map and click on the area

*Public Housing Authorities (PHAs) select either city or county depending on the area affiliation



Call for Projects: Submission Process

Page 5:

Project Details:

- Project type
- Estimated number of months for contract completion
- CDBG-DR request amount
- Project leverage amount
- National Objective
- Select how the project will meet the national objective

***Note:** If submitting multiple projects, scroll to the top of the page and click on 2 and/or 3 to complete this section for each project

Project Scores:

- A score will be shown for each eligible grant
- Select which disaster(s) you are eligible for



Call for Projects: Submission Process

Page 6:

Acknowledgements:

- Demonstrate a tie-back to disaster
- Undergo an Environmental Review Process
- Subject to an AFFH review
- Will be subject to a Construction End Date
- Will comply with all deadlines enumerated by the GLO

Click Submit

*An email will be sent acknowledging receipt of submission



DRRP Call for Projects Submission deadline:
Thursday, November 21, 2024, 5:00 p.m.


QUESTIONS?

Contact GLO-CDR by phone or email

1-844 -893 -8937

cdr@recovery.texas.gov

recovery.texas.gov

 Texas General Land Office

 @glotx

 @txglo

Texas General Land Office | CDR
Commissioner Dawn Buckingham, M.D.

