



# Financial Management, Federal Finance

Financial Executive Report  
Community Development and Revitalization Programs  
September 30, 2024

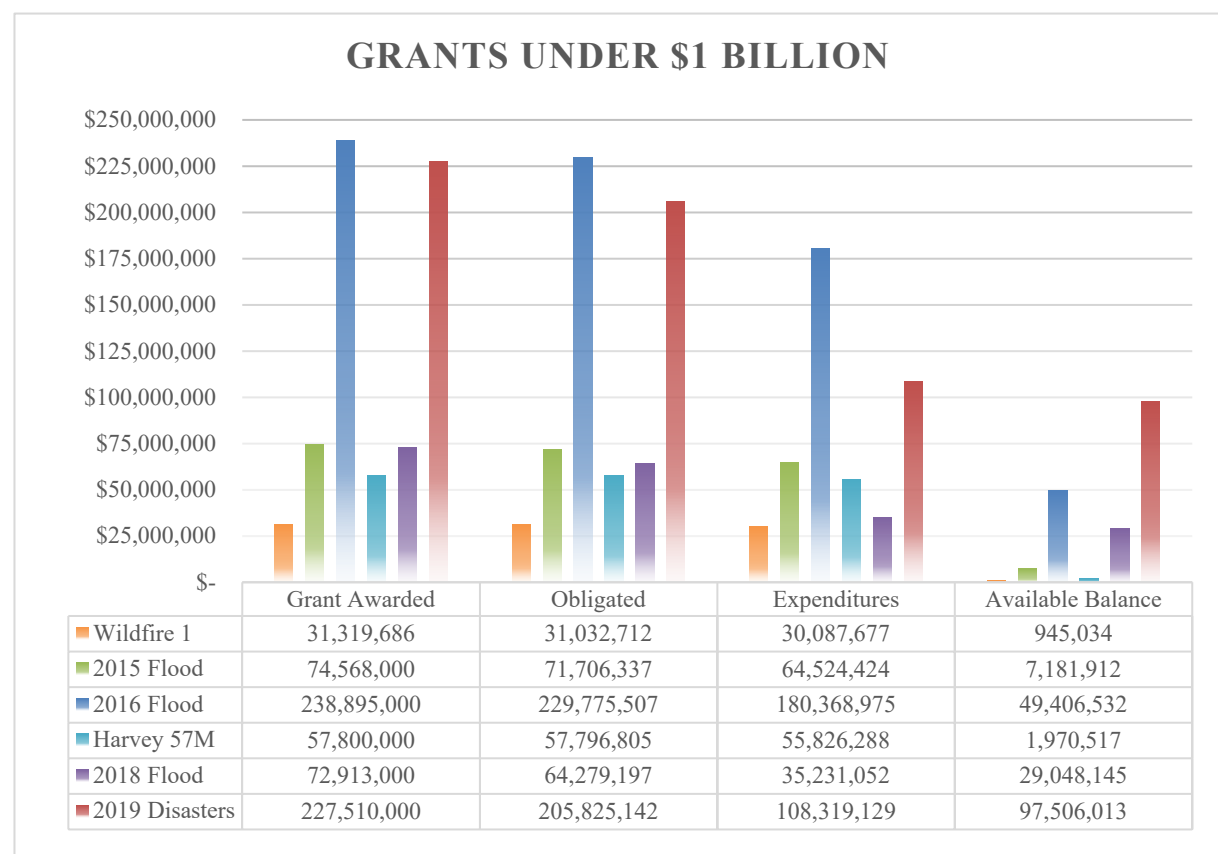
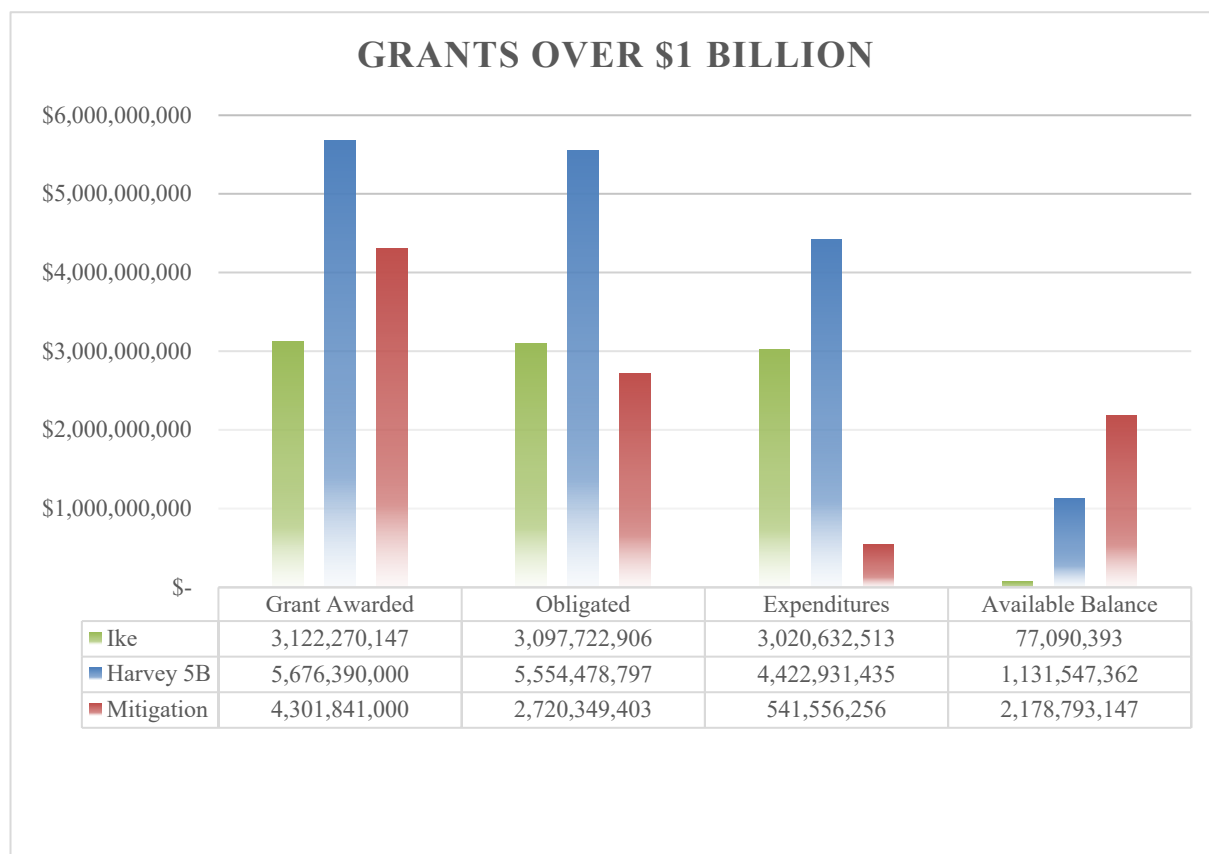
---




TEXAS GENERAL LAND OFFICE  
 COMMISSIONER DAWN BUCKINGHAM, M.D.

## Community Development and Revitalization Grant Funds Summary

Report as of September 30, 2024



Signature: 

Eric Perales  
 Director | Federal Finance & Grant Management  
 Financial Management

TEXAS GENERAL LAND OFFICE  
Community Development and Revitalization Program  
Hurricane Ike

Reporting Period (as of)	9/30/2024	HUD GRANT NO. B-08-DI-48-0001 CFDA 14.228				Grant Awarded Public Law	3/31/2009 110-329
Ike/Dolly Grant Total (PF + PI)	\$ 3,122,270,147						
Program Funds	3,113,472,856						
Estimated Program Income	6,464,416						
Program Income Received	2,332,875						
	A	B	C	A-C	B-C	C/A	B/A
Category	DRGR Budgeted	Obligated	Expenditures	Balance (budgeted)	Balance (Obligated)	% Expended (budgeted)	% (Obligated)
<b>Administrative</b>	\$ 155,683,766	\$ 155,683,766	\$ 152,535,615	\$ 3,148,151	\$ 3,148,151	98.0%	100.0%
<b>Planning</b>	59,055,150	59,055,150	55,796,104	3,259,045	3,259,045	94.5%	100.0%
<b>Program - Non-Housing</b>	1,298,596,324	1,284,002,917	1,269,222,747	29,373,577	14,780,170	97.7%	98.9%
<b>Program - Housing</b>	1,608,934,907	1,598,981,073	1,543,078,047	65,856,860	55,903,026	95.9%	99.4%
<b>Total</b>	<b>3,122,270,147</b>	<b>3,097,722,906</b>	<b>3,020,632,513</b>	<b>101,637,634</b>	<b>77,090,393</b>	<b>96.7%</b>	<b>99.2%</b>
Non-Housing	DRGR Budgeted	Obligated	Expenditures	Balance (budgeted)	Balance (Obligated)	% Expended (budgeted)	% (Obligated)
Total Round 1:	604,200,928	599,349,697	595,862,025	8,338,902	3,487,672	98.6%	99.2%
Total Round 2.1:	179,057,714	178,932,982	178,673,955	383,759	259,027	99.8%	99.9%
Total Round 2.2:	502,865,806	495,900,422	491,725,950	11,139,857	4,174,472	97.8%	98.6%
Total Round 2.3:	12,471,876	9,819,816	2,960,817	9,511,059	6,858,999	23.7%	78.7%
<b>Total non-housing (all rounds)</b>	<b>1,298,596,324</b>	<b>1,284,002,917</b>	<b>1,269,222,747</b>	<b>29,373,577</b>	<b>14,780,170</b>	<b>97.7%</b>	<b>98.9%</b>
Housing	DRGR Budgeted	Obligated	Expenditures	Balance (budgeted)	Balance (Obligated)	% Expended (budgeted)	% (Obligated)
Non-Rental Program							
Total Round 1:	421,685,103	421,685,103	421,685,103	-	-	100.0%	100.0%
Total Round 2.2:	558,592,142	558,201,184	555,249,219	3,342,922	2,951,965	99.4%	99.9%
RENTAL PROGRAM							
Total Round 1:	127,755,362	127,755,362	127,755,362	-	-	100.0%	100.0%
Total Round 2.2:	500,902,300	491,339,424	438,388,362	62,513,938	52,951,062	87.5%	98.1%
Subtotal Round 1:	549,440,465	549,440,465	549,440,465	-	-	100.0%	100.0%
Subtotal Round 2.2:	1,059,494,442	1,049,540,608	993,637,582	65,856,860	55,903,026	93.8%	99.1%
<b>Total housing (all rounds)</b>	<b>\$ 1,608,934,907</b>	<b>\$ 1,598,981,073</b>	<b>\$ 1,543,078,047</b>	<b>\$ 65,856,860</b>	<b>\$ 55,903,026</b>	<b>95.9%</b>	<b>99.4%</b>

TEXAS GENERAL LAND OFFICE  
Community Development and Revitalization Program  
Wildfire 1

Reporting Period (as of)	9/30/2024		HUD GRANT NO. B-12-DT-48-0001 CFDA 14.218				
<b>Wildfires Grant Total</b>	<b>\$ 31,319,686</b>				<b>Grant Awarded Public Law</b>	<b>8/29/2012 112-55</b>	
Category	A DRGR Budgeted	B Obligated	C Expenditures	A-C Balance (budgeted)	B-C Balance (Obligated)	C/A % Expended (budgeted)	B/A % (Obligated)
<b>Administrative</b>	\$ 1,293,306	\$ 1,293,306	\$ 1,157,156	\$ 136,150	\$ 136,150	89.5%	100.0%
<b>Planning</b>	42,016	22,500	22,500	19,516	-	53.6%	53.6%
<b>Non-Housing</b>	25,138,598	25,024,090	24,215,206	923,392	808,884	96.3%	99.5%
<b>Housing</b>	4,845,766	4,692,816	4,692,816	152,950	-	96.8%	96.8%
<b>Total</b>	<b>31,319,686</b>	<b>31,032,712</b>	<b>30,087,677</b>	<b>1,232,008</b>	<b>945,034</b>	<b>96.1%</b>	<b>99.1%</b>

Planning	DRGR Budgeted	Obligated	Expenditures	Balance (budgeted)	Balance (Obligated)	% Expended (budgeted)	% (Obligated)
Texas General Land Office	42,016	22,500	22,500	19,516	-	53.6%	53.6%
<b>Total</b>	42,016	22,500	22,500	19,516	-	53.6%	53.6%

Non-Housing	DRGR Budgeted	Obligated	Expenditures	Balance (budgeted)	Balance (Obligated)	% Expended (budgeted)	% (Obligated)
Bastrop County	23,584,502	23,584,502	22,775,618	808,884	808,884	96.6%	100.0%
Coryell County	310,827	310,827	310,827	-	-	100.0%	100.0%
Newton County	67,362	67,362	67,362	-	-	100.0%	100.0%
Walker County	1,061,398	1,061,398	1,061,398	-	-	100.0%	100.0%
Texas General Land Office	114,508	-	-	114,508	-	0.0%	0.0%
<b>Total</b>	25,138,598	25,024,090	24,215,206	923,392	808,884	96.3%	99.5%

Housing	DRGR Budgeted	Obligated	Expenditures	Balance (budgeted)	Balance (Obligated)	% Expended (budgeted)	% (Obligated)
Texas General Land Office	4,845,766	4,692,816	4,692,816	152,950	-	96.8%	96.8%
<b>Total</b>	\$ 4,845,766	\$ 4,692,816	\$ 4,692,816	\$ 152,950	\$ -	96.8%	96.8%

TEXAS GENERAL LAND OFFICE  
Community Development and Revitalization Program  
2015 Flood

Reporting Period (as of)	9/30/2024		HUD GRANT NO. B-16-DH-48-0001 CFDA 14.228				
2015 Flood Grant Total	\$ 74,568,000		Grant Awarded Public Laws		4/5/2017 114-113 / 115-31		
Category	A DRGR Budgeted	B Obligated	C Expenditures	A-C Balance (budgeted)	B-C Balance (Obligated)	C/A % Expended (budgeted)	B/A % (Obligated)
<b>Administrative</b>	\$ 3,728,400	\$ 3,728,400	\$ 2,933,193	\$ 795,207	\$ 795,207	78.7%	100.0%
Texas General Land Office	3,728,400	3,728,400	2,933,193	795,207	795,207	78.7%	100.0%
Most Impacted	-	-	-	-	-	#DIV/0!	#DIV/0!
State Competition	-	-	-	-	-	#DIV/0!	#DIV/0!
<b>Planning</b>	3,193,600	3,193,600	2,263,733	929,867	929,867	70.9%	100.0%
<b>Housing</b>	20,851,770	19,458,766	15,640,851	5,210,919	3,817,915	75.0%	93.3%
Most Impacted	9,252,706	8,033,532	4,968,584	4,284,122	3,064,948	53.7%	86.8%
State Competition	11,599,064	11,425,234	10,672,267	926,797	752,967	92.0%	98.5%
<b>Infrastructure</b>	46,794,230	45,325,571	43,686,648	3,107,582	1,638,923	93.4%	96.9%
Most Impacted	22,363,831	22,071,100	20,741,907	1,621,923	1,329,193	92.7%	98.7%
State Competition	24,430,399	23,254,471	22,944,740	1,485,659	309,731	93.9%	95.2%
<b>Total</b>	<b>74,568,000</b>	<b>71,706,337</b>	<b>64,524,424</b>	<b>10,043,576</b>	<b>7,181,912</b>	<b>86.5%</b>	<b>96.2%</b>

Administrative	DRGR Budgeted	Obligated	Expenditures	Balance (budgeted)	Balance (Obligated)	% Expended (budgeted)	% (Obligated)
Texas General Land Office Total	3,728,400	3,728,400	2,933,193	795,207	795,207	78.7%	100.0%
State Competition Total	-	-	-	-	-	#DIV/0!	#DIV/0!
Most Impacted Total	-	-	-	-	-	#DIV/0!	#DIV/0!
<b>TOTAL:</b>	<b>3,728,400</b>	<b>3,728,400</b>	<b>2,933,193</b>	<b>795,207</b>	<b>795,207</b>	<b>78.7%</b>	<b>100.0%</b>

PLANNING - DETAIL	DRGR Budgeted	Obligated	Expenditures	Balance (budgeted)	Balance (Obligated)	% Expended (budgeted)	% (Obligated)
Texas General Land Office	3,193,600	3,193,600	2,263,733	929,867	929,867	70.9%	100.0%
<b>TOTAL:</b>	<b>3,193,600</b>	<b>3,193,600</b>	<b>2,263,733</b>	<b>929,867</b>	<b>929,867</b>	<b>70.9%</b>	<b>100.0%</b>

HOUSING AWARDS - DETAIL	DRGR Budgeted	Obligated	Expenditures	Balance (budgeted)	Balance (Obligated)	% Expended (budgeted)	% (Obligated)
Most Impacted Total	9,252,706	8,033,532	4,968,584	4,284,122	3,064,948	53.7%	86.8%
State Competition Total	11,599,064	11,425,234	10,672,267	926,797	752,967	92.0%	98.5%
<b>TOTAL:</b>	<b>20,851,770</b>	<b>19,458,766</b>	<b>15,640,851</b>	<b>5,210,919</b>	<b>3,817,915</b>	<b>75.0%</b>	<b>93.3%</b>

INFRASTRUCTURE AWARDS - DETAIL	DRGR Budgeted	Obligated	Expenditures	Balance (budgeted)	Balance (Obligated)	% Expended (budgeted)	% (Obligated)
Most Impacted Total	22,363,831	22,071,100	20,741,907	1,621,923	1,329,193	92.7%	98.7%
State Competition Total	24,430,399	23,254,471	22,944,740	1,485,659	309,731	93.9%	95.2%
<b>TOTAL:</b>	<b>\$ 46,794,230</b>	<b>\$ 45,325,571</b>	<b>\$ 43,686,648</b>	<b>\$ 3,107,582</b>	<b>\$ 1,638,923</b>	<b>93.4%</b>	<b>96.9%</b>

**TEXAS GENERAL LAND OFFICE**  
**Community Development and Revitalization Program**  
**2016 Flood**

Reporting Period (as of)	9/30/2024		HUD GRANT NO. B-16-DL-48-0001 CFDA 14.228				
2016 Flood Grant Total \$		238,895,000		Grant Awarded Public Laws		11/1/2017 114-223 / 114-254 / 115-31	
Category	A DRGR Budgeted	B Obligated	C Expenditures	A-C Balance (budgeted)	B-C Balance (Obligated)	C/A % Expended (budgeted)	B/A % (Obligated)
<b>Administrative</b>	\$ 11,944,750	\$ 11,933,602	\$ 9,464,937	\$ 2,479,813	\$ 2,468,665	79.2%	99.9%
Texas General Land Office	11,933,602	11,933,602	9,464,937	2,468,665	2,468,665	79.3%	100.0%
Most Impacted	-	-	-	-	-	#DIV/0!	#DIV/0!
State Competition	11,148	-	-	11,148	-	0.0%	0.0%
<b>Planning</b>	4,889,500	4,889,500	4,206,739	682,761	682,761	86.0%	100.0%
<b>Housing</b>	78,478,399	76,675,811	48,671,528	29,806,871	28,004,283	62.0%	97.7%
Most Impacted	68,399,103	68,399,103	41,836,359	26,562,744	26,562,744	61.2%	100.0%
State Competition	10,079,296	8,276,708	6,835,169	3,244,127	1,441,539	67.8%	82.1%
<b>Infrastructure</b>	143,582,351	136,276,595	118,025,772	25,556,579	18,250,823	82.2%	94.9%
Most Impacted	113,071,218	106,307,817	89,810,203	23,261,015	16,497,614	79.4%	94.0%
State Competition	30,511,133	29,968,778	28,215,569	2,295,564	1,753,208	92.5%	98.2%
<b>Total</b>	<b>238,895,000</b>	<b>229,775,507</b>	<b>180,368,975</b>	<b>58,526,025</b>	<b>49,406,532</b>	<b>75.5%</b>	<b>96.2%</b>

Administrative	DRGR Budgeted	Obligated	Expenditures	Balance (budgeted)	Balance (Obligated)	% Expended (budgeted)	% (Obligated)
Texas General Land Office Total	11,933,602	11,933,602	9,464,937	2,468,665	2,468,665	79.3%	100.0%
State Competition Total	11,148	-	-	11,148	-	0.0%	0.0%
Most Impacted Total	-	-	-	-	-	#DIV/0!	#DIV/0!
<b>TOTAL:</b>	<b>11,944,750</b>	<b>11,933,602</b>	<b>9,464,937</b>	<b>2,479,813</b>	<b>2,468,665</b>	<b>79.2%</b>	<b>99.9%</b>

PLANNING - DETAIL	DRGR Budgeted	Obligated	Expenditures	Balance (budgeted)	Balance (Obligated)	% Expended (budgeted)	% (Obligated)
Most Impacted Total	100,000	100,000	-	100,000	100,000	0.0%	100.0%
<b>TOTAL:</b>	<b>4,889,500</b>	<b>4,889,500</b>	<b>4,206,739</b>	<b>682,761</b>	<b>682,761</b>	<b>86.0%</b>	<b>100.0%</b>

HOUSING AWARDS - DETAIL	DRGR Budgeted	Obligated	Expenditures	Balance (budgeted)	Balance (Obligated)	% Expended (budgeted)	% (Obligated)
Most Impacted Total	68,399,103	68,399,103	41,836,359	26,562,744	26,562,744	61.2%	100.0%
State Competition Total	10,079,296	8,276,708	6,835,169	3,244,127	1,441,539	67.8%	82.1%
<b>TOTAL:</b>	<b>78,478,399</b>	<b>76,675,811</b>	<b>48,671,528</b>	<b>29,806,871</b>	<b>28,004,283</b>	<b>62.0%</b>	<b>97.7%</b>

INFRASTRUCTURE AWARDS - DETAIL	DRGR Budgeted	Obligated	Expenditures	Balance (budgeted)	Balance (Obligated)	% Expended (budgeted)	% (Obligated)
Most Impacted Total	113,071,218	106,307,817	89,810,203	23,261,015	16,497,614	79.4%	94.0%
State Competition Total	30,511,133	29,968,778	28,215,569	2,295,564	1,753,208	92.5%	98.2%
<b>TOTAL:</b>	<b>\$ 143,582,351</b>	<b>\$ 136,276,595</b>	<b>\$ 118,025,772</b>	<b>\$ 25,556,579</b>	<b>\$ 18,250,823</b>	<b>82.2%</b>	<b>94.9%</b>

TEXAS GENERAL LAND OFFICE  
Community Development and Revitalization Program  
Harvey 57M

Reporting Period (as of)	9/30/2024		HUD GRANT NO. B-17-DL-48-0002 CFDA 14.228				
Harvey 57M Grant Total	\$ 57,800,000				Grant Awarded Public Law	6/12/2018 115-31	
Category	A DRGR Budgeted	B Obligated	C Expenditures	A-C Balance (budgeted)	B-C Balance (Obligated)	C/A % Expended (budgeted)	B/A % (Obligated)
<b>Administrative</b>	\$ 2,890,000	\$ 2,890,000	\$ 2,011,174	\$ 878,826	\$ 878,826	69.6%	100.0%
<b>Planning</b>	78,000	78,000	48,370	29,630	29,630	62.0%	100.0%
<b>Harris County Residential Buyout</b>	43,882,263	43,879,068	42,817,007	1,065,256	1,062,061	97.6%	100.0%
<b>Affordable Rental Recovery</b>	10,949,737	10,949,737	10,949,737	0	-	100.0%	100.0%
<b>Total</b>	<b>57,800,000</b>	<b>57,796,805</b>	<b>55,826,288</b>	<b>1,973,712</b>	<b>1,970,517</b>	<b>96.6%</b>	<b>100.0%</b>

Administrative	DRGR Budgeted	Obligated	Expenditures	Balance (budgeted)	Balance (Obligated)	% Expended (budgeted)	% (Obligated)
Texas General Land Office	2,890,000	2,890,000	2,011,174	878,826	878,826	69.6%	100.0%
<b>TOTAL:</b>	<b>2,890,000</b>	<b>2,890,000</b>	<b>2,011,174</b>	<b>878,826</b>	<b>878,826</b>	<b>69.6%</b>	<b>100.0%</b>

PLANNING AWARDS	DRGR Budgeted	Obligated	Expenditures	Balance (budgeted)	Balance (Obligated)	% Expended (budgeted)	% (Obligated)
Texas General Land Office	78,000	78,000	48,370	29,630	29,630	62.0%	100.0%
<b>TOTAL:</b>	<b>78,000</b>	<b>78,000</b>	<b>48,370</b>	<b>29,630</b>	<b>29,630</b>	<b>62.0%</b>	<b>100.0%</b>

HARRIS COUNTY	DRGR Budgeted	Obligated	Expenditures	Balance (budgeted)	Balance (Obligated)	% Expended (budgeted)	% (Obligated)
Affordable Rental	17,236,172	16,590,780	16,590,371	645,801	409	96.3%	96.3%
Mandatory Buyout	14,668,209	14,821,506	14,409,427	258,782	412,079	98.2%	101.0%
Voluntary Buyout	11,977,882	12,466,781	11,817,209	160,673	649,572	98.7%	104.1%
<b>TOTAL:</b>	<b>43,882,263</b>	<b>43,879,068</b>	<b>42,817,007</b>	<b>1,065,256</b>	<b>1,062,061</b>	<b>97.6%</b>	<b>100.0%</b>

AFFORDABLE RENTAL RECOVERY	DRGR Budgeted	Obligated	Expenditures	Balance (budgeted)	Balance (Obligated)	% Expended (budgeted)	% (Obligated)
Texas General Land Office	10,949,737	10,949,737	10,949,737	0	-	100.0%	100.0%
<b>TOTAL:</b>	<b>\$ 10,949,737</b>	<b>\$ 10,949,737</b>	<b>\$ 10,949,737</b>	<b>\$ 0</b>	<b>\$ -</b>	<b>100.0%</b>	<b>100.0%</b>



TEXAS GENERAL LAND OFFICE  
Community Development and Revitalization Program  
Harvey 5B

Reporting Period (as of)	9/30/2024		HUD GRANT NO. P-17-TX-48-HIM1 CFDA 14.228				
<b>HARVEY 5B GRANT TOTAL (PF + PI)</b>	<b>\$5,676,536,850</b>					Grant Awarded Public Laws	8/17/2018 115-56
Program Funds	\$5,676,390,000						
Program Income Received	\$146,850						
Category	A DRGR Budgeted	B Obligated	C Expenditures	A-C Balance (budgeted)	B-C Balance (Obligated)	C/A % Expended (budgeted)	B/A % (Obligated)
<b>Administrative</b>	\$ 283,819,500	\$ 282,734,499	\$ 256,638,328	\$ 27,181,172	\$ 26,096,171	90.4%	99.6%
Harris County	21,985,706	21,985,706	10,197,453	11,788,253	11,788,253	46.4%	100.0%
City of Houston	15,000,000	15,000,000	4,572,197	10,427,803	10,427,803	30.5%	100.0%
Texas General Land Office	246,833,794	245,748,793	241,868,678	4,965,116	3,880,115	98.0%	99.6%
<b>Planning</b>	196,902,446	196,345,251	124,920,316	71,982,130	71,424,935	63.4%	99.7%
Harris County	37,000,000	36,442,805	30,556,926	6,443,074	5,885,879	82.6%	98.5%
City of Houston	22,217,000	22,217,000	21,862,647	354,353	354,353	98.4%	100.0%
Texas General Land Office	137,685,446	137,685,446	72,500,743	65,184,703	65,184,703	52.7%	100.0%
<b>Public Services &amp; Economic Revitalization</b>	154,579,795	153,566,265	149,405,650	5,174,145	4,160,615	96.7%	99.3%
Harris County	3,000,000	3,000,000	868,148	2,131,852	2,131,852	28.9%	100.0%
City of Houston	40,566,265	40,566,265	39,514,033	1,052,232	1,052,232	97.4%	100.0%
HUD Most Impacted	107,313,530	106,643,500	105,836,150	1,477,380	807,350	98.6%	99.4%
State Most Impacted	3,700,000	3,356,500	3,187,319	512,681	169,181	86.1%	90.7%
<b>Housing</b>	4,065,442,623	3,953,895,313	3,498,879,819	566,562,804	455,015,494	86.1%	97.3%
Harris County	605,286,802	595,816,293	397,003,882	208,282,920	198,812,410	65.6%	98.4%
City of Houston	587,285,421	587,285,421	499,511,977	87,773,444	87,773,444	85.1%	100.0%
HUD Most Impacted	2,701,974,849	2,627,862,385	2,482,524,308	219,450,541	145,338,077	91.9%	97.3%
State Most Impacted	170,895,551	142,931,214	119,839,652	51,055,899	23,091,562	70.1%	83.6%
<b>Infrastructure</b>	975,645,637	967,937,471	393,087,322	582,558,315	574,850,148	40.3%	99.2%
Harris County	222,519,672	222,519,671	131,524,303	90,995,369	90,995,368	59.1%	100.0%
HUD Most Impacted	693,345,830	691,040,417	225,995,206	467,350,624	465,045,211	32.6%	99.7%
State Most Impacted	59,780,135	54,377,383	35,567,814	24,212,321	18,809,569	59.5%	91.0%
<b>Total</b>	<b>\$ 5,676,390,000</b>	<b>\$ 5,554,478,797</b>	<b>\$ 4,422,931,435</b>	<b>\$ 1,253,458,565</b>	<b>\$ 1,131,547,362</b>	<b>77.9%</b>	<b>97.9%</b>



TEXAS GENERAL LAND OFFICE  
Community Development and Revitalization Program  
Mitigation

Reporting Period (as of)	9/30/2024		HUD GRANT NO. P-18-TX-48-MIT1 CFDA 14.228				
Mitigation Grant Total	\$ 4,301,841,000		Grant Awarded Public Laws		1/12/2021 115-123 / 116-20		
Category	A DRGR Budgeted	B Obligated	C Expenditures	A-C Balance (budgeted)	B-C Balance (Obligated)	C/A % Expended (budgeted)	B/A % (Obligated)
<b>Administrative</b>	\$ 215,092,050	\$ 214,859,450	\$ 39,248,262	\$ 175,843,788	\$ 175,611,188	18.2%	99.9%
<b>Planning</b>	245,091,281	130,042,184	18,717,718	\$ 226,373,563	\$ 111,324,466	7.6%	53.1%
<b>Housing</b>	513,029,506	500,000,000	242,147,042	270,882,464	257,852,958	47.2%	97.5%
Most Impacted	483,603,740	483,603,740	230,879,485	252,724,255	252,724,255	47.7%	100.0%
State Competition	29,425,766	16,396,260	11,267,557	18,158,209	5,128,702	38.3%	55.7%
<b>Infrastructure</b>	3,328,628,163	1,875,447,769	241,443,234	3,087,184,929	1,634,004,534	7.3%	56.3%
Most Impacted	2,399,834,857	1,215,385,179	117,423,159	2,282,411,699	1,097,962,020	4.9%	50.6%
State Competition	928,793,306	660,062,590	124,020,076	804,773,230	536,042,514	13.4%	71.1%
<b>Total</b>	<b>4,301,841,000</b>	<b>2,720,349,403</b>	<b>541,556,256</b>	<b>3,760,284,744</b>	<b>2,178,793,147</b>	<b>12.6%</b>	<b>63.2%</b>

ADMINISTRATION	DRGR Budgeted	Obligated	Expenditures	Balance (budgeted)	Balance (Obligated)	% Expended (budgeted)	% (Obligated)
Texas General Land Office Total	215,092,050	214,859,450	39,248,262	175,843,788	175,611,188	18.2%	99.9%
<b>TOTAL:</b>	215,092,050	214,859,450	39,248,262	175,843,788	175,611,188	18.2%	99.9%

PLANNING	DRGR Budgeted	Obligated	Expenditures	Balance (budgeted)	Balance (Obligated)	% Expended (budgeted)	% (Obligated)
Texas General Land Office Total	245,091,281	130,042,184	18,717,718	226,373,563	111,324,466	7.6%	53.1%
<b>TOTAL:</b>	245,091,281	130,042,184	18,717,718	226,373,563	111,324,466	7.6%	53.1%

Housing	DRGR Budgeted	Obligated	Expenditures	Balance (budgeted)	Balance (Obligated)	% Expended (budgeted)	% (Obligated)
Most Impacted Total	483,603,740	483,603,740	230,879,485	252,724,255	252,724,255	47.7%	100.0%
State Competition Total	29,425,766	16,396,260	11,267,557	18,158,209	5,128,702	38.3%	55.7%
<b>TOTAL:</b>	513,029,506	500,000,000	242,147,042	270,882,464	257,852,958	47.2%	97.5%

INFRASTRUCTURE AWARDS	DRGR Budgeted	Obligated	Expenditures	Balance (budgeted)	Balance (Obligated)	% Expended (budgeted)	% (Obligated)
Most Impacted Total	2,399,834,857	1,215,385,179	117,423,159	2,282,411,699	1,097,962,020	4.9%	50.6%
State Competition Total	928,793,306	660,062,590	124,020,076	804,773,230	536,042,514	13.4%	71.1%
<b>TOTAL:</b>	\$ 3,328,628,163	\$ 1,875,447,769	\$ 241,443,234	3,087,184,929	1,634,004,534	7.3%	56.3%

TEXAS GENERAL LAND OFFICE  
Community Development and Revitalization Program  
2018 Flood

	Reporting Period (as of)	9/30/2024	HUD GRANT NO. P-19-TX-48-0DD2 CFDA 14.228				
	2018 Flood Grant Total \$	72,913,000	Grant Awarded Public Laws		3/22/2021 115-254 / 116-20		
Category	A DRGR Budgeted	B Obligated	C Expenditures	A-C Balance (budgeted)	B-C Balance (Obligated)	C/A % Expended (budgeted)	B/A % (Obligated)
<b>Administrative</b>	\$ 3,645,650	\$ 3,645,650	\$ 289,270	\$ 3,356,380	\$ 3,356,380	7.9%	100.0%
<b>Planning</b>	3,645,650	3,645,650	269,122	3,376,528	3,376,528	7.4%	100.0%
<b>Housing</b>	45,734,800	45,280,000	34,161,871	11,572,929	11,118,129	74.7%	99.0%
Most Impacted	36,885,000	36,830,335	27,646,888	9,238,112	9,183,446	75.0%	99.9%
State Competition	8,849,800	8,449,666	6,514,982	2,334,818	1,934,683	73.6%	95.5%
<b>Infrastructure</b>	19,886,900	11,707,897	510,789	19,376,111	11,197,108	2.6%	58.9%
Most Impacted	15,909,520	8,662,459	312,697	15,596,823	8,349,762	2.0%	54.4%
State Competition	3,977,380	3,045,438	198,092	3,779,288	2,847,346	5.0%	76.6%
<b>Total</b>	<b>72,913,000</b>	<b>64,279,197</b>	<b>35,231,052</b>	<b>37,681,948</b>	<b>29,048,145</b>	<b>48.3%</b>	<b>88.2%</b>

	DRGR Budgeted	Obligated	Expenditures	Balance (budgeted)	Balance (Obligated)	% Expended (budgeted)	% (Obligated)
<b>Administrative</b>							
Texas General Land Office Total	3,645,650	3,645,650	289,270	3,356,380	3,356,380	7.9%	100.0%
<b>TOTAL:</b>	3,645,650	3,645,650	289,270	3,356,380	3,356,380	7.9%	100.0%

	DRGR Budgeted	Obligated	Expenditures	Balance (budgeted)	Balance (Obligated)	% Expended (budgeted)	% (Obligated)
<b>Planning</b>							
Texas General Land Office Total	3,645,650	3,645,650	269,122	3,376,528	3,376,528	7.4%	100.0%
<b>TOTAL:</b>	3,645,650	3,645,650	269,122	3,376,528	3,376,528	7.4%	100.0%

	DRGR Budgeted	Obligated	Expenditures	Balance (budgeted)	Balance (Obligated)	% Expended (budgeted)	% (Obligated)
<b>Housing</b>							
Most Impacted Total	36,885,000	36,830,335	27,646,888	9,238,112	9,183,446	75.0%	99.9%
State Competition Total	8,849,800	8,449,666	6,514,982	2,334,818	1,934,683	73.6%	95.5%
<b>TOTAL:</b>	45,734,800	45,280,000	34,161,871	11,572,929	11,118,129	74.7%	99.0%

	DRGR Budgeted	Obligated	Expenditures	Balance (budgeted)	Balance (Obligated)	% Expended (budgeted)	% (Obligated)
<b>Infrastructure</b>							
Most Impacted Total	15,909,520	8,662,459	312,697	15,596,823	8,349,762	2.0%	54.4%
State Competition Total	3,977,380	3,045,438	198,092	3,779,288	2,847,346	5.0%	76.6%
<b>TOTAL:</b>	\$ 19,886,900	\$ 11,707,897	\$ 510,789	\$ 19,376,111	\$ 11,197,108	2.6%	58.9%

TEXAS GENERAL LAND OFFICE  
Community Development and Revitalization Program  
2019 Disasters

Reporting Period (as of)	9/30/2024		HUD GRANT NO. B-19-DF-48-0001 CFDA 14.228				
2019 Disasters Grant Total \$ 227,510,000			Grant Awarded Public Laws		3/22/2021 116-20		
Category	A DRGR Budgeted	B Obligated	C Expenditures	A-C Balance (budgeted)	B-C Balance (Obligated)	C/A % Expended (budgeted)	B/A % (Obligated)
<b>Administrative</b>	\$ 11,375,500	\$ 11,375,500	\$ 598,051	\$ 10,777,449	\$ 10,777,449	5.3%	100.0%
<b>Planning</b>	11,375,500	11,375,500	1,798,186	9,577,314	9,577,314	15.8%	100.0%
<b>Housing</b>	142,714,000	141,300,000	103,570,897	39,143,103	37,729,103	72.6%	99.0%
Most Impacted	118,902,000	118,902,000	95,388,349	23,513,651	23,513,651	80.2%	100.0%
State Competition	23,812,000	22,398,000	8,182,548	15,629,452	14,215,452	34.4%	94.1%
<b>Infrastructure</b>	62,045,000	41,774,142	2,351,995	59,693,005	39,422,147	3.8%	67.3%
Most Impacted	49,636,000	36,704,256	2,094,841	47,541,159	34,609,415	4.2%	73.9%
State Competition	12,409,000	5,069,886	257,154	12,151,846	4,812,732	2.1%	40.9%
<b>Total</b>	<b>227,510,000</b>	<b>205,825,142</b>	<b>108,319,129</b>	<b>119,190,871</b>	<b>97,506,013</b>	<b>47.6%</b>	<b>90.5%</b>

Administrative	DRGR Budgeted	Obligated	Expenditures	Balance (budgeted)	Balance (Obligated)	% Expended (budgeted)	% (Obligated)
Texas General Land Office Total	11,375,500	11,375,500	598,051	10,777,449	10,777,449	5.3%	100.0%
<b>TOTAL:</b>	11,375,500	11,375,500	598,051	10,777,449	10,777,449	5.3%	100.0%

Planning	DRGR Budgeted	Obligated	Expenditures	Balance (budgeted)	Balance (Obligated)	% Expended (budgeted)	% (Obligated)
Texas General Land Office Total	11,375,500	11,375,500	1,798,186	9,577,314	9,577,314	15.8%	100.0%
<b>TOTAL:</b>	11,375,500	11,375,500	1,798,186	9,577,314	9,577,314	15.8%	100.0%

Housing	DRGR Budgeted	Obligated	Expenditures	Balance (budgeted)	Balance (Obligated)	% Expended (budgeted)	% (Obligated)
Most Impacted Total	118,902,000	118,902,000	95,388,349	23,513,651	23,513,651	80.2%	100.0%
State Competition Total	23,812,000	22,398,000	8,182,548	15,629,452	14,215,452	34.4%	94.1%
<b>TOTAL:</b>	142,714,000	141,300,000	103,570,897	39,143,103	37,729,103	72.6%	99.0%

Infrastructure	DRGR Budgeted	Obligated	Expenditures	Balance (budgeted)	Balance (Obligated)	% Expended (budgeted)	% (Obligated)
Most Impacted Total	49,636,000	36,704,256	2,094,841	47,541,159	34,609,415	4.2%	73.9%
State Competition Total	12,409,000	5,069,886	257,154	12,151,846	4,812,732	2.1%	40.9%
<b>TOTAL:</b>	\$ 62,045,000	\$ 41,774,142	\$ 2,351,995	\$ 59,693,005	\$ 39,422,147	3.8%	67.3%