



Financial Management, Federal Finance

Financial Executive Report Community Development and Revitalization Programs

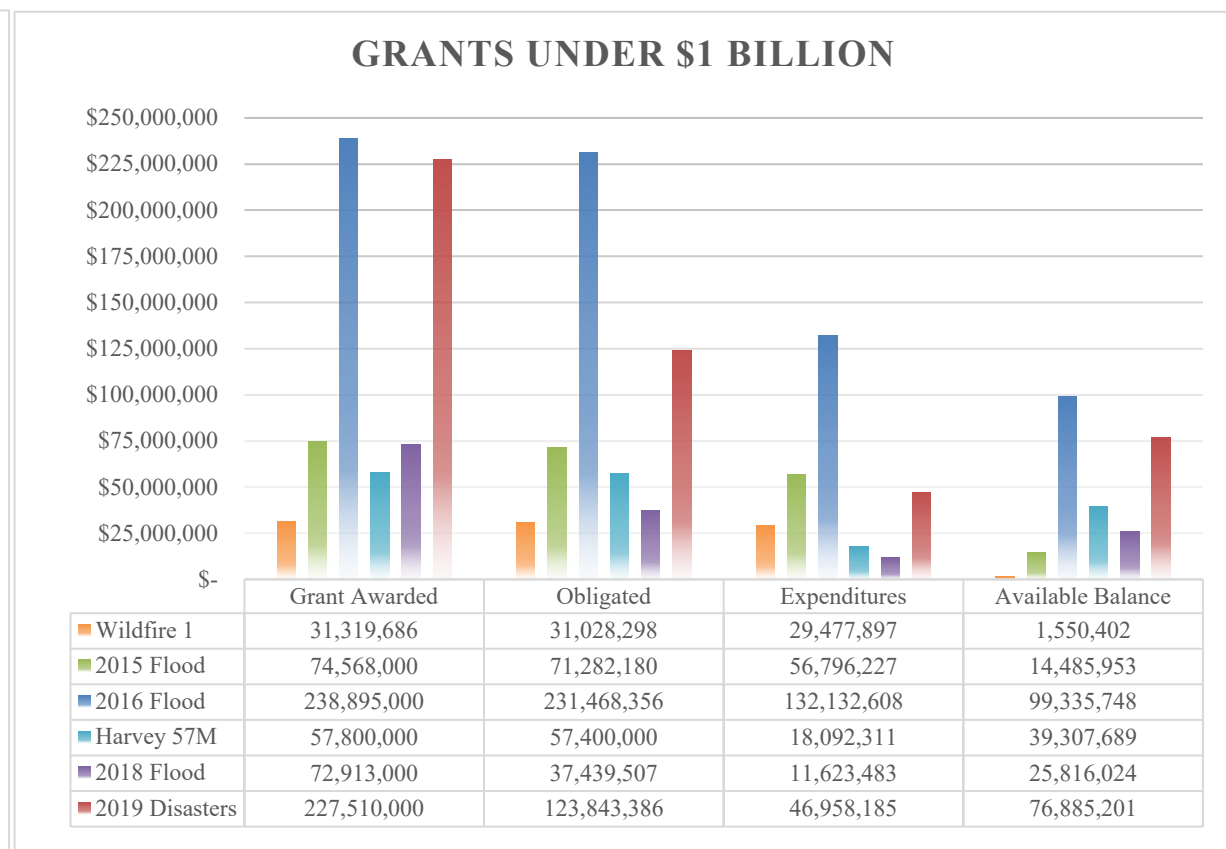
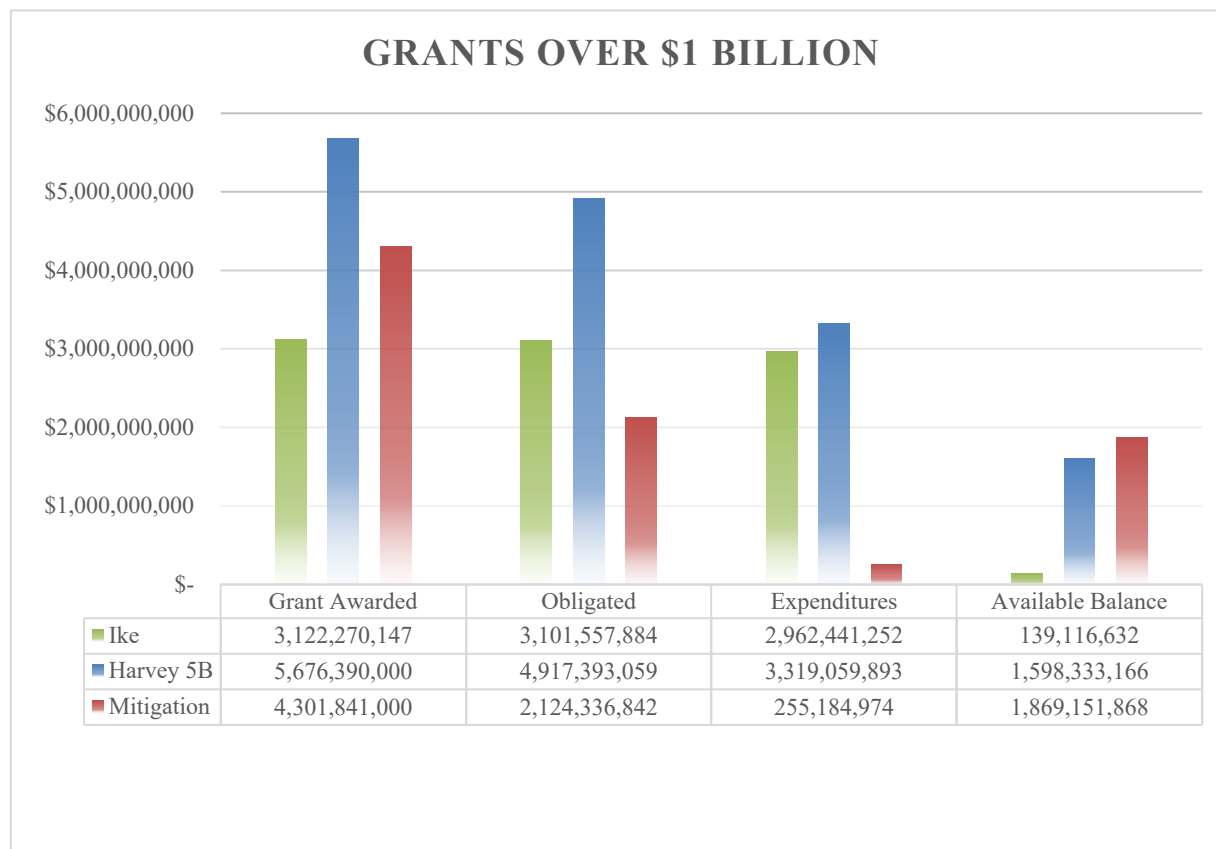
April 30, 2023




TEXAS GENERAL LAND OFFICE
 COMMISSIONER DAWN BUCKINGHAM, M.D.

Community Development and Revitalization Grant Funds Summary

Report as of April 30, 2023



Signature: 
 Eric Perales
 Manager | Federal Finance & Grant Management
 Financial Management

TEXAS GENERAL LAND OFFICE
Community Development and Revitalization Program
Hurricane Ike

Reporting Period (as of)	4/30/2023	HUD GRANT NO. B-08-DI-48-0001 CFDA 14.228
Ike/Dolly Grant Total (PF + PI)	\$ 3,122,270,147	Grant Awarded Public Law
Program Funds	3,113,472,856	3/31/2009 110-329
Estimated Program Income	6,821,549	
Program Income Received	1,975,742	

	A	B	C	A-C	B-C	C/A	B/A
Category	DRGR Budgeted	Obligated	Expenditures	Balance (budgeted)	Balance (Obligated)	% Expended (budgeted)	% (Obligated)
Administrative	\$ 155,683,766	\$ 155,683,766	\$ 152,107,992	\$ 3,575,775	\$ 3,575,775	97.7%	100.0%
Planning	59,055,150	59,055,150	55,796,104	\$ 3,259,045	\$ 3,259,045	94.5%	100.0%
Program - Non-Housing	1,298,596,324	1,287,837,895	1,252,914,828	\$ 45,681,496	\$ 34,923,067	96.5%	99.2%
Program - Housing	1,608,934,907	1,598,981,073	1,501,622,328	\$ 107,312,578	\$ 97,358,745	93.3%	99.4%
Total	3,122,270,147	3,101,557,884	2,962,441,252	159,828,895	139,116,632	94.9%	99.3%

Total Round 1:	611,671,961	603,055,040	585,495,097	26,176,864	17,559,943	95.7%	98.6%
Total Round 2.1:	180,955,009	180,615,451	177,862,348	3,092,660	2,753,102	98.3%	99.8%
Total Round 2.2:	501,631,234	499,986,480	486,650,992	14,980,242	13,335,488	97.0%	99.7%
Total Round 2.3:	4,338,120	4,180,924	2,906,391	1,431,730	1,274,533	67.0%	96.4%
Total non-housing (all rounds)	1,298,596,324	1,287,837,895	1,252,914,828	45,681,496	34,923,067	96.5%	99.2%

	DRGR Budgeted	Obligated	Expenditures	Balance (budgeted)	Balance (Obligated)	% Expended (budgeted)	% (Obligated)
Housing							
Non-Rental Program							
Total Round 1:	421,685,103	421,685,103	421,685,103	-	-	100.0%	100.0%
Total Round 2.2:	558,430,366	558,201,184	555,249,219	3,181,146	2,951,965	99.4%	100.0%
Rental Program							
Total Round 1:	127,755,362	127,755,362	127,755,362	-	-	100.0%	100.0%
Total Round 2.2:	501,064,076	491,339,424	396,932,644	104,131,432	94,406,780	79.2%	98.1%
Subtotal Round 1:	549,440,465	549,440,465	549,440,465	-	-	100.0%	100.0%
Subtotal Round 2.2:	1,059,494,442	1,049,540,608	952,181,863	107,312,578	97,358,745	89.9%	99.1%
Total housing (all rounds)	\$ 1,608,934,907	\$ 1,598,981,073	\$ 1,501,622,328	\$ 107,312,578	\$ 97,358,745	93.3%	99.4%

TEXAS GENERAL LAND OFFICE
Community Development and Revitalization Program
Wildfire 1

Reporting Period (as of)	4/30/2023		HUD GRANT NO. B-12-DT-48-0001 CFDA 14.218				
Wildfires Grant Total \$	31,319,686		Grant Awarded Public Law		8/29/2012 112-55		
Category	A DRGR Budgeted	B Obligated	C Expenditures	A-C Balance (budgeted)	B-C Balance (Obligated)	C/A % Expended (budgeted)	B/A % (Obligated)
Administrative	\$ 1,293,306	\$ 1,293,306	\$ 1,138,292	\$ 155,014	\$ 155,014	88.0%	100.0%
Planning	42,016	22,500	22,500	19,516	-	53.6%	53.6%
Non-Housing	25,138,598	25,019,676	23,624,289	1,514,309	1,395,387	94.0%	99.5%
Housing	4,845,766	4,692,816	4,692,816	152,950	-	96.8%	96.8%
Total	31,319,686	31,028,298	29,477,897	1,841,789	1,550,402	94.1%	99.1%

Planning	DRGR Budgeted	Obligated	Expenditures	Balance (budgeted)	Balance (Obligated)	% Expended (budgeted)	% (Obligated)
Texas General Land Office	42,016	22,500	22,500	19,516	-	53.6%	53.6%
Total	42,016	22,500	22,500	19,516	-	53.6%	53.6%

Non-Housing	DRGR Budgeted	Obligated	Expenditures	Balance (budgeted)	Balance (Obligated)	% Expended (budgeted)	% (Obligated)
Bastrop County	23,580,189	23,580,189	22,185,326	1,394,863	1,394,863	94.1%	100.0%
Coryell County	310,827	310,827	310,827	-	-	100.0%	100.0%
Newton County	66,927	66,927	66,927	-	-	100.0%	100.0%
Walker County	1,061,734	1,061,734	1,061,209	525	525	100.0%	100.0%
Texas General Land Office	118,922	-	-	118,922	-	0.0%	0.0%
Total	25,138,598	25,019,676	23,624,289	1,514,309	1,395,387	94.0%	99.5%

Housing	DRGR Budgeted	Obligated	Expenditures	Balance (budgeted)	Balance (Obligated)	% Expended (budgeted)	% (Obligated)
Texas General Land Office	4,845,766	4,692,816	4,692,816	152,950	-	96.8%	96.8%
Total	\$ 4,845,766	\$ 4,692,816	\$ 4,692,816	\$ 152,950	\$ -	96.8%	96.8%

TEXAS GENERAL LAND OFFICE
Community Development and Revitalization Program
2015 Flood

Reporting Period (as of)	4/30/2023		HUD GRANT NO. B-16-DH-48-0001 CFDA 14.228				
2015 Flood Grant Total	\$ 74,568,000				Grant Awarded Public Laws	6/17/2016 114-113 / 115-31	
Category	A DRGR Budgeted	B Obligated	C Expenditures	A-C Balance (budgeted)	B-C Balance (Obligated)	C/A % Expended (budgeted)	B/A % (Obligated)
Administrative	\$ 3,728,400	\$ 3,385,516	\$ 3,068,304	\$ 660,096	\$ 317,212	82.3%	90.8%
Texas General Land Office	3,442,884	3,100,000	2,914,656	528,228	185,344	84.7%	90.0%
Most Impacted	170,764	170,764	84,621	86,143	86,143	49.6%	100.0%
State Competition	114,753	114,753	69,027	45,726	45,726	60.2%	100.0%
Planning	3,193,600	2,000,000	674,700	2,518,900	1,325,300	21.1%	62.6%
Housing	20,784,907	19,589,284	13,519,479	7,265,428	6,069,806	65.0%	94.2%
Most Impacted	9,223,036	8,299,904	4,660,684	4,562,352	3,639,220	50.5%	90.0%
State Competition	11,561,871	11,289,380	8,858,795	2,703,076	2,430,585	76.6%	97.6%
Infrastructure	46,861,093	46,307,379	39,533,744	7,327,349	6,773,635	84.4%	98.8%
Most Impacted	22,292,118	22,128,143	16,687,882	5,604,236	5,440,261	74.9%	99.3%
State Competition	24,568,975	24,179,237	22,845,862	1,723,113	1,333,375	93.0%	98.4%
Total	74,568,000	71,282,180	56,796,227	17,771,773	14,485,953	76.2%	95.6%

Administrative	DRGR Budgeted	Obligated	Expenditures	Balance (budgeted)	Balance (Obligated)	% Expended (budgeted)	% (Obligated)
Texas General Land Office	3,442,884	3,100,000	2,914,656	528,228	185,344	84.7%	90.0%
State Competition	114,753	114,753	69,027	45,726	45,726	60.2%	100.0%
Most Impacted	170,764	170,764	84,621	86,143	86,143	49.6%	100.0%
Total	3,728,400	3,385,516	3,068,304	660,096	317,212	82.3%	90.8%

Planning	DRGR Budgeted	Obligated	Expenditures	Balance (budgeted)	Balance (Obligated)	% Expended (budgeted)	% (Obligated)
Texas General Land Office	3,193,600	2,000,000	674,700	2,518,900	1,325,300	21.1%	62.6%
Total	3,193,600	2,000,000	674,700	2,518,900	1,325,300	21.1%	62.6%

Housing	DRGR Budgeted	Obligated	Expenditures	Balance (budgeted)	Balance (Obligated)	% Expended (budgeted)	% (Obligated)
Most Impacted	9,223,036	8,299,904	4,660,684	4,562,352	3,639,220	50.5%	90.0%
State Competition	11,561,871	11,289,380	8,858,795	2,703,076	2,430,585	76.6%	97.6%
Total	20,784,907	19,589,284	13,519,479	7,265,428	6,069,806	65.0%	94.2%

Infrastructure	DRGR Budgeted	Obligated	Expenditures	Balance (budgeted)	Balance (Obligated)	% Expended (budgeted)	% (Obligated)
Most Impacted	22,292,118	22,128,143	16,687,882	5,604,236	5,440,261	74.9%	99.3%
State Competition	24,568,975	24,179,237	22,845,862	1,723,113	1,333,375	93.0%	98.4%
Total	\$ 46,861,093	\$ 46,307,379	\$ 39,533,744	\$ 7,327,349	\$ 6,773,635	84.4%	98.8%

TEXAS GENERAL LAND OFFICE
Community Development and Revitalization Program
2016 Flood

Reporting Period (as of)	4/30/2023		HUD GRANT NO. B-16-DL-48-0001 CFDA 14.228				
2016 Flood Grant Total	\$ 238,895,000		Grant Awarded Public Laws		11/21/2016 114-223 / 114-254 / 115-31		
Category	A DRGR Budgeted	B Obligated	C Expenditures	A-C Balance (budgeted)	B-C Balance (Obligated)	C/A % Expended (budgeted)	B/A % (Obligated)
Administrative	\$ 11,944,750	\$ 10,879,303	\$ 9,751,963	\$ 2,192,787	\$ 1,127,340	81.6%	91.1%
Texas General Land Office	10,232,351	10,232,351	9,444,491	787,860	787,860	92.3%	100.0%
Most Impacted	1,512,399	446,952	242,961	1,269,438	203,991	16.1%	29.6%
State Competition	200,000	200,000	64,512	135,488	135,488	32.3%	100.0%
Planning	4,889,500	4,889,500	2,140,438	2,749,062	2,749,062	43.8%	100.0%
Housing	78,820,593	77,641,605	33,337,017	45,483,576	44,304,587	42.3%	98.5%
Most Impacted	68,719,584	67,788,474	30,130,202	38,589,382	37,658,272	43.8%	98.6%
State Competition	10,101,010	9,853,130	3,206,815	6,894,194	6,646,315	31.7%	97.5%
Infrastructure	143,240,157	138,057,949	86,903,190	56,336,967	51,154,760	60.7%	96.4%
Most Impacted	112,729,023	107,753,851	60,536,289	52,192,734	47,217,562	53.7%	95.6%
State Competition	30,511,133	30,304,099	26,366,901	4,144,233	3,937,198	86.4%	99.3%
Total	238,895,000	231,468,356	132,132,608	106,762,392	99,335,748	55.3%	96.9%

Administrative	DRGR Budgeted	Obligated	Expenditures	Balance (budgeted)	Balance (Obligated)	% Expended (budgeted)	% (Obligated)
Texas General Land Office	10,232,351	10,232,351	9,444,491	787,860	787,860	92.3%	100.0%
State Competition	200,000	200,000	64,512	135,488	135,488	32.3%	100.0%
Most Impacted	1,512,399	446,952	242,961	1,269,438	203,991	16.1%	29.6%
Total	11,944,750	10,879,303	9,751,963	2,192,787	1,127,340	81.6%	91.1%

Planning	DRGR Budgeted	Obligated	Expenditures	Balance (budgeted)	Balance (Obligated)	% Expended (budgeted)	% (Obligated)
Most Impacted	100,000	100,000	-	100,000	100,000	0.0%	100.0%
Total	4,889,500	4,889,500	2,140,438	2,749,062	2,749,062	43.8%	100.0%

Housing	DRGR Budgeted	Obligated	Expenditures	Balance (budgeted)	Balance (Obligated)	% Expended (budgeted)	% (Obligated)
Most Impacted	68,719,584	67,788,474	30,130,202	38,589,382	37,658,272	43.8%	98.6%
State Competition	10,101,010	9,853,130	3,206,815	6,894,194	6,646,315	31.7%	97.5%
Total	78,820,593	77,641,605	33,337,017	45,483,576	44,304,587	42.3%	98.5%

Infrastructure	DRGR Budgeted	Obligated	Expenditures	Balance (budgeted)	Balance (Obligated)	% Expended (budgeted)	% (Obligated)
Most Impacted	112,729,023	107,753,851	60,536,289	52,192,734	47,217,562	53.7%	95.6%
State Competition	30,511,133	30,304,099	26,366,901	4,144,233	3,937,198	86.4%	99.3%
Total	\$ 143,240,157	\$ 138,057,949	\$ 86,903,190	\$ 56,336,967	\$ 51,154,760	60.7%	96.4%

TEXAS GENERAL LAND OFFICE
Community Development and Revitalization Program
Harvey 57M

Reporting Period (as of)	4/30/2023		HUD GRANT NO. B-17-DL-48-0002 CFDA 14.228				
Harvey 57M Grant Total	\$	57,800,000			Grant Awarded Public Law	12/27/2017 115-31	
Category	A DRGR Budgeted	B Obligated	C Expenditures	A-C Balance (budgeted)	B-C Balance (Obligated)	C/A % Expended (budgeted)	B/A % (Obligated)
Administrative	\$ 2,890,000	\$ 2,890,000	\$ 1,988,518	\$ 901,482	\$ 901,482	68.8%	100.0%
Planning	78,000	78,000	16,626	61,374	61,374	21.3%	100.0%
Harris County Residential Buyout	43,465,600	43,465,600	5,136,512	38,329,088	38,329,088	11.8%	100.0%
Affordable Rental Recovery	11,366,400	10,966,400	10,950,655	415,745	15,745	96.3%	96.5%
Total	57,800,000	57,400,000	18,092,311	39,707,689	39,307,689	31.3%	99.3%

Administrative	DRGR Budgeted	Obligated	Expenditures	Balance (budgeted)	Balance (Obligated)	% Expended (budgeted)	% (Obligated)
Texas General Land Office	2,890,000	2,890,000	1,988,518	901,482	901,482	68.8%	100.0%
Total	2,890,000	2,890,000	1,988,518	901,482	901,482	68.8%	100.0%

Planning	DRGR Budgeted	Obligated	Expenditures	Balance (budgeted)	Balance (Obligated)	% Expended (budgeted)	% (Obligated)
Texas General Land Office	78,000	78,000	16,626	61,374	61,374	21.3%	100.0%
Total	78,000	78,000	16,626	61,374	61,374	21.3%	100.0%

Harris County	DRGR Budgeted	Obligated	Expenditures	Balance (budgeted)	Balance (Obligated)	% Expended (budgeted)	% (Obligated)
Affordable Rental	16,500,000	16,500,000	-	16,500,000	16,500,000	0.0%	100.0%
Mandatory Buyout	13,716,080	13,716,080	3,714,773	10,001,307	10,001,307	27.1%	100.0%
Voluntary Buyout	13,249,520	13,249,520	1,421,739	11,827,781	11,827,781	10.7%	100.0%
Total	43,465,600	43,465,600	5,136,512	38,329,088	38,329,088	11.8%	100.0%

Affordable Rental Recovery	DRGR Budgeted	Obligated	Expenditures	Balance (budgeted)	Balance (Obligated)	% Expended (budgeted)	% (Obligated)
Texas General Land Office	11,366,400	10,966,400	10,950,655	415,745	15,745	96.3%	96.5%
Total	\$ 11,366,400	\$ 10,966,400	\$ 10,950,655	\$ 415,745	\$ 15,745	96.3%	96.5%

TEXAS GENERAL LAND OFFICE
Community Development and Revitalization Program
Harvey 5B

Reporting Period (as of)		4/30/2023		HUD GRANT NO. P-17-TX-48-HIM1 CFDA 14.228			
Harvey 5B Grant Total		\$ 5,676,390,000		Grant Awarded Public Laws		9/8/2017 115-56	
Category	A DRGR Budgeted	B Obligated	C Expenditures	A-C Balance (budgeted)	B-C Balance (Obligated)	C/A % Expended (budgeted)	B/A % (Obligated)
Administrative	\$ 283,819,499	\$ 283,819,499	\$ 197,319,015	\$ 86,500,484	\$ 86,500,484	69.5%	100.0%
Harris County	21,985,706	21,985,706	1,876,096	20,109,610	20,109,610	8.5%	100.0%
City of Houston	15,000,000	15,000,000	3,976,237	11,023,763	11,023,763	26.5%	100.0%
Texas General Land Office	246,833,793	246,833,793	191,466,682	55,367,111	55,367,111	77.6%	100.0%
Planning	197,785,446	151,042,753	69,107,759	128,677,687	81,934,995	34.9%	76.4%
Harris County	37,000,000	37,000,000	18,532,206	18,467,794	18,467,794	50.1%	100.0%
City of Houston	23,100,000	23,100,000	2,516,073	20,583,927	20,583,927	10.9%	100.0%
Texas General Land Office	137,685,446	90,942,753	48,059,480	89,625,966	42,883,274	34.9%	66.1%
Public Services & Economic Revitalization	147,333,331	141,888,904	114,478,115	32,855,216	27,410,789	77.7%	96.3%
Harris County	3,000,000	3,000,000	329,913	2,670,087	2,670,087	11.0%	100.0%
City of Houston	38,888,904	38,888,904	30,946,269	7,942,635	7,942,635	79.6%	100.0%
HUD Most Impacted	84,064,339	80,000,000	80,000,000	4,064,339	-	95.2%	95.2%
State Most Impacted	21,380,088	20,000,000	3,201,932	18,178,156	16,798,068	15.0%	93.5%
Housing	4,389,408,052	3,741,860,946	2,748,345,990	1,641,062,062	993,514,955	62.6%	85.2%
Harris County	632,829,606	452,829,606	161,068,566	471,761,040	291,761,040	25.5%	71.6%
City of Houston	617,168,686	466,363,406	338,275,631	278,893,055	128,087,775	54.8%	75.6%
HUD Most Impacted	2,891,942,203	2,642,751,742	2,135,576,086	756,366,117	507,175,656	73.8%	91.4%
State Most Impacted	247,467,557	179,916,192	113,425,707	134,041,850	66,490,484	45.8%	72.7%
Infrastructure	658,043,672	598,780,957	189,809,013	468,234,659	408,971,944	28.8%	91.0%
Harris County	222,519,672	191,019,305	38,842,069	183,677,603	152,177,236	17.5%	85.8%
HUD Most Impacted	371,584,119	360,262,998	127,356,956	244,227,164	232,906,043	34.3%	97.0%
State Most Impacted	63,939,881	47,498,654	23,609,989	40,329,892	23,888,665	36.9%	74.3%
Total	\$ 5,676,390,000	\$ 4,917,393,059	\$ 3,319,059,893	\$ 2,357,330,107	\$ 1,598,333,166	58.5%	86.6%

TEXAS GENERAL LAND OFFICE
Community Development and Revitalization Program
Mitigation

Reporting Period (as of)	4/30/2023		HUD GRANT NO. P-18-TX-48-MIT1 CFDA 14.228				
Mitigation Grant Total	\$ 4,301,841,000		Grant Awarded Public Laws		1/12/2021 115-123 / 116-20		
Category	A DRGR Budgeted	B Obligated	C Expenditures	A-C Balance (budgeted)	B-C Balance (Obligated)	C/A % Expended (budgeted)	B/A % (Obligated)
Administrative	\$ 215,092,050	\$ 214,859,450	\$ 15,086,246	\$ 200,005,804	\$ 199,773,204	7.0%	99.9%
Planning	245,091,281	121,814,002	14,750,188	230,341,092	107,063,814	6.0%	49.7%
Housing	513,029,506	500,000,000	149,933,320	363,096,187	350,066,680	30.0%	97.8%
Most Impacted	478,731,524	468,000,000	143,423,296	335,308,227	324,576,704	19.0%	93.3%
State Competition	34,297,983	32,000,000	6,510,023	27,787,959	25,489,977	29.2%	97.5%
Infrastructure	3,328,628,163	1,287,663,390	75,415,220	3,253,212,943	1,212,248,170	1.4%	29.5%
Most Impacted	2,399,834,857	708,055,408	32,467,319	2,367,367,538	675,588,089	4.6%	62.4%
State Competition	928,793,306	579,607,982	42,947,901	885,845,405	536,660,081	2.3%	38.7%
Total	4,301,841,000	2,124,336,842	255,184,974	4,046,656,026	1,869,151,868	5.9%	49.4%

Administrative	DRGR Budgeted	Obligated	Expenditures	Balance (budgeted)	Balance (Obligated)	% Expended (budgeted)	% (Obligated)
Texas General Land Office	215,092,050	214,859,450	15,086,246	200,005,804	199,773,204	7.0%	99.9%
Total	215,092,050	214,859,450	15,086,246	200,005,804	199,773,204	7.0%	99.9%

Planning	DRGR Budgeted	Obligated	Expenditures	Balance (budgeted)	Balance (Obligated)	% Expended (budgeted)	% (Obligated)
Texas General Land Office	245,091,281	121,814,002	14,750,188	230,341,092	107,063,814	6.0%	49.7%
Total	245,091,281	121,814,002	14,750,188	230,341,092	107,063,814	6.0%	49.7%

Housing	DRGR Budgeted	Obligated	Expenditures	Balance (budgeted)	Balance (Obligated)	% Expended (budgeted)	% (Obligated)
Most Impacted	478,731,524	468,000,000	143,423,296	335,308,227	324,576,704	30.0%	97.8%
State Competition	34,297,983	32,000,000	6,510,023	27,787,959	25,489,977	19.0%	93.3%
Total	513,029,506	500,000,000	149,933,320	363,096,187	350,066,680	29.2%	97.5%

Infrastructure	DRGR Budgeted	Obligated	Expenditures	Balance (budgeted)	Balance (Obligated)	% Expended (budgeted)	% (Obligated)
Most Impacted	2,399,834,857	708,055,408	32,467,319	2,367,367,538	675,588,089	1.4%	29.5%
State Competition	928,793,306	579,607,982	42,947,901	876,743,932	536,660,081	4.6%	62.4%
Total	\$ 3,328,628,163	\$ 1,287,663,390	\$ 75,415,220	\$ 3,244,111,471	\$ 1,212,248,170	2.3%	38.7%

TEXAS GENERAL LAND OFFICE
Community Development and Revitalization Program
2018 Flood

Reporting Period (as of)	4/30/2023		HUD GRANT NO. P-19-TX-48-ODD2 CFDA 14.228				
2018 Flood Grant Total	\$ 72,913,000		Grant Awarded Public Laws		3/22/2021 115-254 / 116-20		
Category	A DRGR Budgeted	B Obligated	C Expenditures	A-C Balance (budgeted)	B-C Balance (Obligated)	C/A % Expended (budgeted)	B/A % (Obligated)
Administrative	\$ 3,645,650	\$ 333,375	\$ 200,372	\$ 3,445,278	\$ 133,004	5.5%	9.1%
Planning	3,645,650	558,432	171,549	3,474,101	386,883	4.7%	15.3%
Housing	45,734,800	34,459,253	11,251,563	34,483,237	23,207,690	24.6%	75.3%
Most Impacted	36,587,840	26,266,718	6,300,916	30,286,924	19,965,802	17.2%	71.8%
State Competition	9,146,960	8,192,535	4,950,647	4,196,313	3,241,889	54.1%	89.6%
Infrastructure	19,886,900	2,088,447	-	19,886,900	2,088,447	0.0%	10.5%
Most Impacted	15,909,520	2,088,447	-	15,909,520	2,088,447	0.0%	13.1%
State Competition	3,977,380	-	-	3,977,380	-	0.0%	0.0%
Total	72,913,000	37,439,507	11,623,483	61,289,517	25,816,024	15.9%	51.3%

Administrative	DRGR Budgeted	Obligated	Expenditures	Balance (budgeted)	Balance (Obligated)	% Expended (budgeted)	% (Obligated)
Texas General Land Office	3,645,650	333,375	200,372	3,445,278	133,004	5.5%	9.1%
Total	3,645,650	333,375	200,372	3,445,278	133,004	5.5%	9.1%

Planning	DRGR Budgeted	Obligated	Expenditures	Balance (budgeted)	Balance (Obligated)	% Expended (budgeted)	% (Obligated)
Texas General Land Office	3,645,650	558,432	171,549	3,474,101	386,883	4.7%	15.3%
Total	3,645,650	558,432	171,549	3,474,101	386,883	4.7%	15.3%

Housing	DRGR Budgeted	Obligated	Expenditures	Balance (budgeted)	Balance (Obligated)	% Expended (budgeted)	% (Obligated)
Most Impacted	36,587,840	26,266,718	6,300,916	30,286,924	19,965,802	17.2%	71.8%
State Competition	9,146,960	8,192,535	4,950,647	4,196,313	3,241,889	54.1%	89.6%
Total	45,734,800	34,459,253	11,251,563	34,483,237	23,207,690	24.6%	75.3%

Infrastructure	DRGR Budgeted	Obligated	Expenditures	Balance (budgeted)	Balance (Obligated)	% Expended (budgeted)	% (Obligated)
Most Impacted	15,909,520	2,088,447	-	15,909,520	2,088,447	0.0%	13.1%
State Competition	3,977,380	-	-	3,977,380	-	0.0%	0.0%
Total	\$ 19,886,900	\$ 2,088,447	\$ -	\$ 19,886,900	\$ 2,088,447	0.0%	10.5%

TEXAS GENERAL LAND OFFICE
Community Development and Revitalization Program
2019 Disasters

Reporting Period (as of)	4/30/2023		HUD GRANT NO. B-19-DF-48-0001 CFDA 14.228				
2019 Disasters Grant Total	\$ 227,510,000				Grant Awarded Public Laws	3/22/2021 116-20	
Category	A DRGR Budgeted	B Obligated	C Expenditures	A-C Balance (budgeted)	B-C Balance (Obligated)	C/A % Expended (budgeted)	B/A % (Obligated)
Administrative	\$ 11,375,500	\$ 10,637,050	\$ 393,979	\$ 10,981,521	\$ 10,243,071	3.5%	93.5%
Planning	11,375,500	10,637,050	345,290	11,030,210	10,291,760	3.0%	93.5%
Housing	142,714,000	100,468,701	46,218,916	96,495,084	54,249,786	32.4%	70.4%
Most Impacted	114,171,200	79,362,131	40,529,128	73,642,072	38,833,004	35.5%	69.5%
State Competition	28,542,800	21,106,570	5,689,788	22,853,012	15,416,782	19.9%	73.9%
Infrastructure	62,045,000	2,100,584	-	62,045,000	2,100,584	0.0%	3.4%
Most Impacted	49,636,000	2,100,584	-	49,636,000	2,100,584	0.0%	4.2%
State Competition	12,409,000	-	-	12,409,000	-	0.0%	0.0%
Total	227,510,000	123,843,386	46,958,185	180,551,815	76,885,201	20.6%	54.4%

Administrative	DRGR Budgeted	Obligated	Expenditures	Balance (budgeted)	Balance (Obligated)	% Expended (budgeted)	% (Obligated)
Texas General Land Office	11,375,500	10,637,050	393,979	10,981,521	10,243,071	3.5%	93.5%
Total	11,375,500	10,637,050	393,979	10,981,521	10,243,071	3.5%	93.5%

Planning	DRGR Budgeted	Obligated	Expenditures	Balance (budgeted)	Balance (Obligated)	% Expended (budgeted)	% (Obligated)
Texas General Land Office	11,375,500	10,637,050	345,290	11,030,210	10,291,760	3.0%	93.5%
Total	11,375,500	10,637,050	345,290	11,030,210	10,291,760	3.0%	93.5%

Housing	DRGR Budgeted	Obligated	Expenditures	Balance (budgeted)	Balance (Obligated)	% Expended (budgeted)	% (Obligated)
Most Impacted	114,171,200	79,362,131	40,529,128	73,642,072	38,833,004	35.5%	69.5%
State Competition	28,542,800	21,106,570	5,689,788	22,853,012	15,416,782	19.9%	73.9%
Total	142,714,000	100,468,701	46,218,916	96,495,084	54,249,786	32.4%	70.4%

Infrastructure	DRGR Budgeted	Obligated	Expenditures	Balance (budgeted)	Balance (Obligated)	% Expended (budgeted)	% (Obligated)
Most Impacted	49,636,000	2,100,584	-	49,636,000	2,100,584	0.0%	4.2%
State Competition	12,409,000	-	-	12,409,000	-	0.0%	0.0%
Total	\$ 62,045,000	\$ 2,100,584	\$ -	\$ 62,045,000	\$ 2,100,584	0.0%	3.4%