

TEXAS GENERAL LAND OFFICE
Community Development and Revitalization Program
Hurricane Ike

Reporting Period (as of): 3/31/2019

HUD GRANT NO. : B-08-DI-48-0001
 CFDA 14.228

CDBG DR IKE/DOLLY GRANT TOTAL (PF + PI) \$ 3,122,270,147
 Program Funds \$ 3,113,472,856
 Estimated Program Income \$ 7,915,270
 Program Income Received \$ 882,021

Grant Awarded: 3/31/2009
Public Law: 110-329

| Category | A Budgeted | B Obligated | C Expenditures | A-C Balance (budgeted) | B-C Balance (Obligated) | C/A % Expended (budgeted) | B/A % (Obligated) |
|------------------------------|-----------------|-----------------|-------------------|------------------------------|-------------------------------|------------------------------------|-------------------------|
| ADMIN | \$155,683,766 | \$155,219,863 | \$146,332,184 | \$9,351,583 | \$8,887,679 | 94.0% | 99.7% |
| PLANNING | \$59,055,150 | \$55,355,096 | \$52,726,417 | \$6,328,733 | \$2,628,680 | 89.3% | 93.7% |
| PROGRAM - Non-Housing | \$1,298,596,324 | \$1,288,668,665 | \$1,168,156,107 | \$130,440,217 | \$120,512,557 | 90.0% | 99.2% |
| PROGRAM - Housing | \$1,608,934,907 | \$1,510,098,322 | \$1,395,912,135 | \$213,022,772 | \$114,186,188 | 86.8% | 93.9% |
| TOTAL | \$3,122,270,147 | \$3,009,341,946 | \$2,763,126,842 | \$359,143,305 | \$246,215,104 | 88.5% | 96.4% |

| NON-HOUSING AWARDS - DETAIL | Budgeted | Obligated | Expenditures | Balance (budgeted) | Balance (Obligated) | % Expended (budgeted) | % (Obligated) |
|--------------------------------|-----------------|-----------------|-----------------|-----------------------|------------------------|-----------------------------|------------------|
| Total Round 1: | \$607,674,062 | \$600,043,436 | \$578,669,059 | \$29,005,003 | \$21,374,377 | 95.2% | 98.7% |
| Total Round 2.1: | \$180,839,675 | \$180,621,604 | \$171,211,440 | \$9,628,235 | \$9,410,164 | 94.7% | 99.9% |
| Total Round 2.2: | \$505,805,222 | \$503,774,249 | \$416,117,499 | \$89,687,723 | \$87,656,750 | 82.3% | 99.6% |
| Total Round 2.3: | \$4,277,366 | \$4,229,376 | \$2,158,110 | \$2,119,257 | \$2,071,266 | 50.5% | 98.9% |
| Total non-housing (all rounds) | \$1,298,596,324 | \$1,288,668,665 | \$1,168,156,107 | \$130,440,217 | \$120,512,557 | 90.0% | 99.2% |

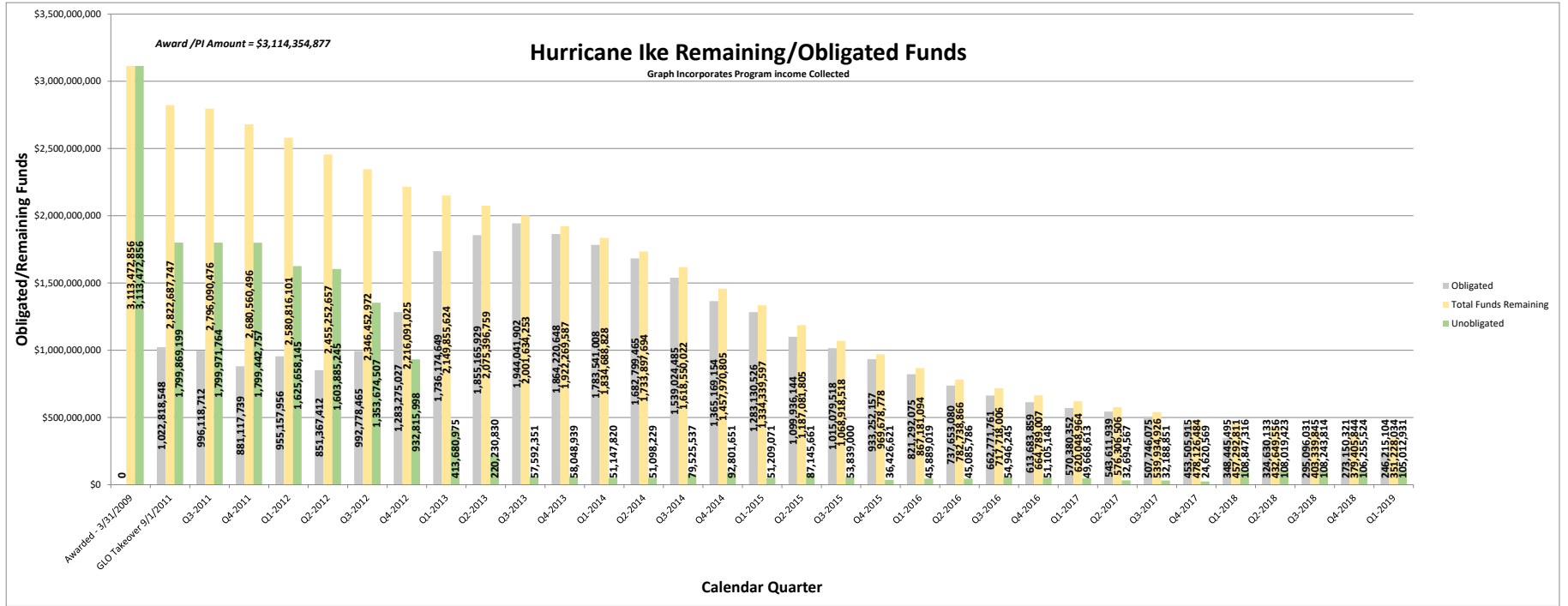
| HOUSING AWARDS - DETAIL | Budgeted | Obligated | Expenditures | Balance (budgeted) | Balance (Obligated) | % Expended (budgeted) | % (Obligated) |
|---------------------------|---------------|---------------|---------------|-----------------------|------------------------|-----------------------------|------------------|
| NON-RENTAL PROGRAM | | | | | | | |
| Total Round 1: | \$426,334,146 | \$421,709,703 | \$421,685,103 | \$4,649,043 | \$24,600 | 98.9% | 98.9% |
| Total Round 2.2: | \$573,247,267 | \$572,874,338 | \$553,449,407 | \$19,797,860 | \$19,424,932 | 96.5% | 99.9% |
| RENTAL PROGRAM | | | | | | | |
| Total Round 1: | \$132,379,122 | \$127,755,362 | \$127,755,362 | \$4,623,760 | \$0 | 96.5% | 96.5% |
| Total Round 2.2: | \$476,974,372 | \$387,758,919 | \$293,022,263 | \$183,952,109 | \$94,736,656 | 61.4% | 81.3% |

| | | | | | | | |
|---------------------|-----------------|---------------|---------------|---------------|---------------|-------|-------|
| Subtotal Round 1: | \$558,713,268 | \$549,465,065 | \$549,440,465 | \$9,272,803 | \$24,600 | 98.3% | 98.3% |
| Subtotal Round 2.2: | \$1,050,221,639 | \$960,633,257 | \$846,471,670 | \$203,749,969 | \$114,161,588 | 80.6% | 91.5% |

| | | | | | | | |
|----------------------------|-----------------|-----------------|-----------------|---------------|---------------|-------|-------|
| Total housing (all rounds) | \$1,608,934,907 | \$1,510,098,322 | \$1,395,912,135 | \$213,022,772 | \$114,186,188 | 86.8% | 93.9% |
|----------------------------|-----------------|-----------------|-----------------|---------------|---------------|-------|-------|

Preparer: Chris Lea 4/17/2019
 Date

Finance Director Approval: _____
 Date



TEXAS GENERAL LAND OFFICE
Community Development and Revitalization Program
Wildfire 1

Reporting Period (as of): 3/31/2019

HUD GRANT NO. : B-12-DT-48-0001
CFDA 14.218

CDBG WILDFIRES GRANT TOTAL: \$31,319,686

Grant Awarded: 8/29/2012
Public Law: 112-55

| | A | B | C | A-C | B-C | C/A | B/A |
|-----------------------|--------------|--------------|--------------|--------------------|---------------------|-----------------------|---------------|
| | Budgeted | Obligated | Expenditures | Balance (budgeted) | Balance (Obligated) | % Expended (budgeted) | % (Obligated) |
| ADMINISTRATIVE | \$1,293,306 | \$1,106,573 | \$1,089,256 | \$204,050 | \$17,317 | 84.2% | 85.6% |
| PLANNING | \$42,016 | \$22,500 | \$22,500 | \$19,516 | \$0 | 53.6% | 53.6% |
| NON-HOUSING | \$25,138,598 | \$24,973,535 | \$17,930,182 | \$7,208,416 | \$7,043,353 | 71.3% | 99.3% |
| HOUSING | \$4,845,766 | \$4,692,816 | \$4,692,816 | \$152,950 | \$0 | 96.8% | 96.8% |
| TOTAL | \$31,319,686 | \$30,795,424 | \$23,734,753 | \$7,584,932 | \$7,060,671 | 75.8% | 98.3% |

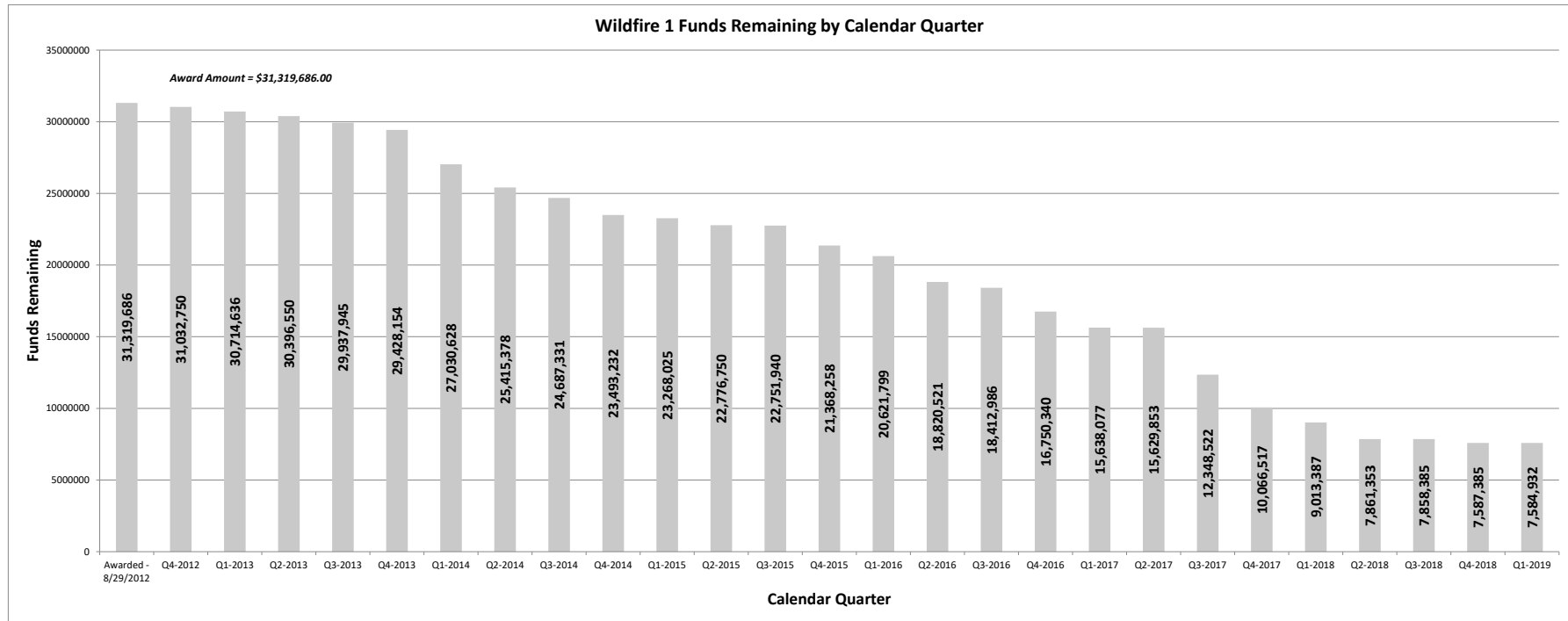
| NON-HOUSING AWARDS - DETAIL | Budgeted | Obligated | Expenditures | Balance (budgeted) | Balance (Obligated) | % Expended (budgeted) | % (Obligated) |
|-----------------------------|----------------------|----------------------|----------------------|---------------------|---------------------|-----------------------|---------------|
| Bastrop County | \$ 23,534,047 | \$ 23,534,047 | \$ 16,491,219 | \$ 7,042,829 | \$ 7,042,829 | 70.1% | 100.0% |
| Coryell County | \$ 310,827 | \$ 310,827 | \$ 310,827 | \$ - | \$ - | 100.0% | 100.0% |
| Newton County | \$ 66,927 | \$ 66,927 | \$ 66,927 | \$ - | \$ - | 100.0% | 100.0% |
| Walker County | \$ 1,061,734 | \$ 1,061,734 | \$ 1,061,209 | \$ 525 | \$ 525 | 100.0% | 100.0% |
| Texas General Land Office | \$ 165,063 | \$ - | \$ - | \$ 165,063 | \$ - | 0.0% | 0.0% |
| TOTAL: | \$ 25,138,598 | \$ 24,973,535 | \$ 17,930,182 | \$ 7,208,416 | \$ 7,043,353 | 71.3% | 99.3% |

| HOUSING AWARDS - DETAIL | Budgeted | Obligated | Expenditures | Balance (budgeted) | Balance (Obligated) | % Expended (budgeted) | % (Obligated) |
|---------------------------|--------------------|--------------------|--------------------|--------------------|---------------------|-----------------------|---------------|
| Texas General Land Office | \$ 4,845,766 | \$ 4,692,816 | \$ 4,692,816 | \$152,950 | \$0 | 96.8% | 96.8% |
| TOTAL: | \$4,845,766 | \$4,692,816 | \$4,692,816 | \$152,950 | \$0 | 96.8% | 96.8% |

| PLANNING - DETAIL | Budgeted | Obligated | Expenditures | Balance (budgeted) | Balance (Obligated) | % Expended (budgeted) | % (Obligated) |
|---------------------------|-----------------|-----------------|-----------------|--------------------|---------------------|-----------------------|---------------|
| Texas General Land Office | \$ 42,016 | \$ 22,500 | \$ 22,500 | \$19,516 | \$0 | 53.6% | 53.6% |
| TOTAL: | \$42,016 | \$22,500 | \$22,500 | \$19,516 | \$0 | 53.6% | 53.6% |

Preparer: Chris Lea 4/2/2019
Date

Finance Director Approval: _____
Date



TEXAS GENERAL LAND OFFICE
Community Development and Revitalization Program
2015 Flood

Reporting Period (as of): 3/31/2019

HUD GRANT NO. : B-16-DH-48-0001
 CFDA 14.228

2015 FLOOD GRANT TOTAL: \$74,568,000

Grant Awarded: 6/17/2016
Public Laws: 114-113 / 115-31

| | A | B | C | A-C | B-C | C/A | B/A |
|---------------------------|---------------------|---------------------|--------------------|---------------------|---------------------|-----------------------|---------------|
| | Budgeted | Obligated | Expenditures | Balance (budgeted) | Balance (Obligated) | % Expended (budgeted) | % (Obligated) |
| Texas General Land Office | \$3,298,888 | \$3,100,000 | \$958,588 | \$2,340,300 | \$2,141,412 | 29.1% | 94.0% |
| State Competition | \$229,409 | \$146,500 | \$0 | \$229,409 | \$146,500 | 0.0% | 63.9% |
| Most Impacted | \$200,102 | \$171,003 | \$0 | \$200,102 | \$171,003 | 0.0% | 85.5% |
| ADMINISTRATIVE | \$3,728,400 | \$3,417,503 | \$958,588 | \$2,769,812 | \$2,458,915 | 25.7% | 91.7% |
| PLANNING | \$3,193,600 | \$2,000,000 | \$163,574 | \$3,030,026 | \$1,836,426 | 5.1% | 62.6% |
| Most Impacted | \$10,084,849 | \$8,467,543 | \$0 | \$10,084,849 | \$8,467,543 | 0.0% | 84.0% |
| Competition | \$11,561,871 | \$9,797,450 | \$0 | \$11,561,871 | \$9,797,450 | 0.0% | 84.7% |
| HOUSING | \$21,646,720 | \$18,264,993 | \$0 | \$21,646,720 | \$18,264,993 | 0.0% | 84.4% |
| Most Impacted | \$21,430,305 | \$11,875,204 | \$234,630 | \$21,195,675 | \$11,640,574 | 1.1% | 55.4% |
| Competition | \$24,568,975 | \$23,984,540 | \$830,291 | \$23,738,684 | \$23,154,249 | 3.4% | 97.6% |
| INFRASTRUCTURE | \$45,999,280 | \$35,859,744 | \$1,064,921 | \$44,934,359 | \$34,794,823 | 2.3% | 78.0% |
| TOTAL | \$74,568,000 | \$59,542,240 | \$2,187,083 | \$72,380,917 | \$57,355,156 | 2.9% | 79.8% |

| ADMINISTRATION - DETAIL | Budgeted | Obligated | Expenditures | Balance (budgeted) | Balance (Obligated) | % Expended (budgeted) | % (Obligated) |
|---------------------------------|--------------------|--------------------|------------------|--------------------|---------------------|-----------------------|---------------|
| Texas General Land Office Total | \$3,298,888 | \$3,100,000 | \$958,588 | \$2,340,300 | \$2,141,412 | 29.1% | 94.0% |
| State Competition Total | \$229,409 | \$146,500 | \$0 | \$229,409 | \$146,500 | 0.0% | 63.9% |
| Most Impacted Total | \$200,102 | \$171,003 | \$0 | \$200,102 | \$171,003 | 0.0% | 85.5% |
| TOTAL: | \$3,728,400 | \$3,417,503 | \$958,588 | \$2,769,812 | \$2,458,915 | 25.7% | 91.7% |

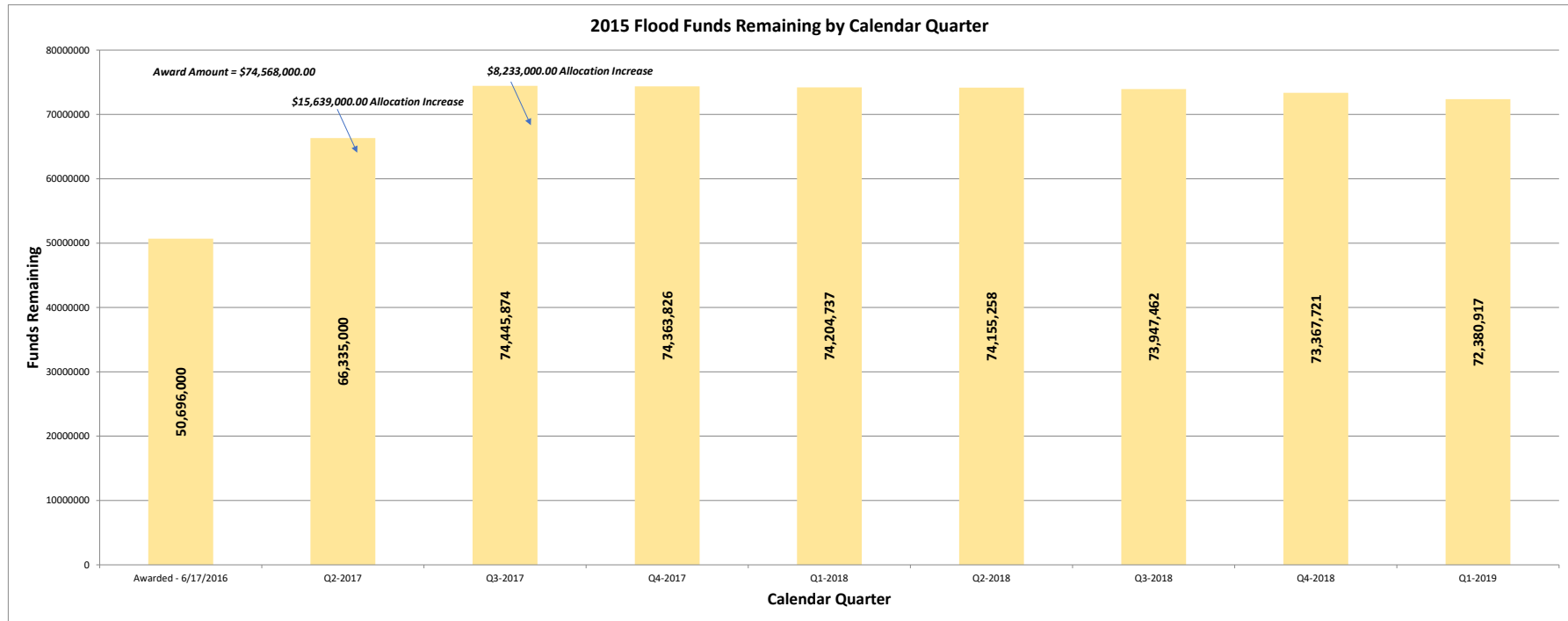
| PLANNING - DETAIL | Budgeted | Obligated | Expenditures | Balance (budgeted) | Balance (Obligated) | % Expended (budgeted) | % (Obligated) |
|---------------------------|--------------------|--------------------|------------------|--------------------|---------------------|-----------------------|---------------|
| Texas General Land Office | \$3,193,600 | \$2,000,000 | \$163,574 | \$3,030,026 | \$1,836,426 | 5.1% | 62.6% |
| TOTAL: | \$3,193,600 | \$2,000,000 | \$163,574 | \$3,030,026 | \$1,836,426 | 5.1% | 62.6% |

| HOUSING AWARDS - DETAIL | Budgeted | Obligated | Expenditures | Balance (budgeted) | Balance (Obligated) | % Expended (budgeted) | % (Obligated) |
|-------------------------|---------------------|---------------------|--------------|---------------------|---------------------|-----------------------|---------------|
| Most Impacted Total | \$10,084,849 | \$8,467,543 | \$0 | \$10,084,849 | \$8,467,543 | 0.0% | 84.0% |
| State Competition Total | \$11,561,871 | \$9,797,450 | \$0 | \$11,561,871 | \$9,797,450 | 0.0% | 84.7% |
| TOTAL: | \$21,646,720 | \$18,264,993 | \$0 | \$21,646,720 | \$18,264,993 | 0.0% | 84.4% |

| INFRASTRUCTURE AWARDS - DETAIL | Budgeted | Obligated | Expenditures | Balance (budgeted) | Balance (Obligated) | % Expended (budgeted) | % (Obligated) |
|--------------------------------|---------------------|---------------------|--------------------|---------------------|---------------------|-----------------------|---------------|
| Most Impacted Total | \$21,430,305 | \$11,875,204 | \$234,630 | \$21,195,675 | \$11,640,574 | 1.1% | 55.4% |
| State Competition Total | \$24,568,975 | \$23,984,540 | \$830,291 | \$23,738,684 | \$23,154,249 | 3.4% | 97.6% |
| TOTAL: | \$45,999,280 | \$35,859,744 | \$1,064,921 | \$44,934,359 | \$34,794,823 | 2.3% | 78.0% |

Preparer: Chris Lea 4/2/2019
 Date

Finance Director Approval: _____
 Date



TEXAS GENERAL LAND OFFICE
Community Development and Revitalization Program
2016 Flood

| | |
|--|---------------------------------------|
| Reporting Period (as of): 3/31/2019 | HUD GRANT NO. : B-16-DL-48-001 |
| | CFDA 14.228 |

2015 FLOOD GRANT TOTAL: \$238,895,000 **Grant Awarded: 11/21/2016**
Public Laws: 114-223 / 114-254 / 115-31

| | A Budgeted | B Obligated | C Expenditures | A-C Balance (budgeted) | B-C Balance (Obligated) | C/A % Expended (budgeted) | B/A % (Obligated) |
|---------------------------|----------------------|---------------------|--------------------|------------------------------|-------------------------------|------------------------------------|-------------------------|
| Texas General Land Office | \$10,159,014 | \$6,100,000 | \$1,061,720 | \$9,097,294 | \$5,038,280 | 10.5% | 60.0% |
| State Competition | \$402,060 | \$0 | \$0 | \$402,060 | \$0 | 0.0% | 0.0% |
| Most Impacted | \$1,383,675 | \$1,014,826 | \$54,106 | \$1,329,569 | \$960,720 | 3.9% | 73.3% |
| ADMINISTRATIVE | \$11,944,750 | \$7,114,826 | \$1,115,827 | \$10,828,923 | \$5,999,000 | 9.3% | 59.6% |
| PLANNING | \$23,889,500 | \$5,100,000 | \$93,865 | \$23,795,635 | \$5,006,135 | 0.4% | 21.3% |
| Most Impacted | \$69,882,597 | \$49,626,556 | \$296,386 | \$69,586,210 | \$49,330,170 | 0.4% | 71.0% |
| Competition | \$20,306,072 | \$0 | \$0 | \$20,306,072 | \$0 | 0.0% | 0.0% |
| HOUSING | \$90,188,668 | \$49,626,556 | \$296,386 | \$89,892,282 | \$49,330,170 | 0.3% | 55.0% |
| Most Impacted | \$92,566,010 | \$32,250,701 | \$767,612 | \$91,798,398 | \$31,483,089 | 0.8% | 34.8% |
| Competition | \$20,306,072 | \$0 | \$0 | \$20,306,072 | \$0 | 0.0% | 0.0% |
| INFRASTRUCTURE | \$112,872,082 | \$32,250,701 | \$767,612 | \$112,104,470 | \$31,483,089 | 0.7% | 28.6% |
| TOTAL | \$238,895,000 | \$94,092,084 | \$2,273,690 | \$236,621,310 | \$91,818,394 | 1.0% | 39.4% |

| ADMINISTRATION - DETAIL | Budgeted | Obligated | Expenditures | Balance (budgeted) | Balance (Obligated) | % Expended (budgeted) | % (Obligated) |
|--|---------------------|--------------------|--------------------|-----------------------|------------------------|-----------------------------|------------------|
| Texas General Land Office Total | \$10,159,014 | \$6,100,000 | \$1,061,720 | \$9,097,294 | \$5,038,280 | 10.5% | 60.0% |
| Texas General Land Office | \$402,060 | \$0 | \$0 | \$402,060 | \$0 | 0.0% | 0.0% |
| State Competition Total | \$402,060 | \$0 | \$0 | \$402,060 | \$0 | 0.0% | 0.0% |
| Most Impacted Total | \$1,383,675 | \$1,014,826 | \$54,106 | \$1,329,569 | \$960,720 | 3.9% | 73.3% |
| TOTAL: | \$11,944,750 | \$7,114,826 | \$1,115,827 | \$10,828,923 | \$5,999,000 | 9.3% | 59.6% |

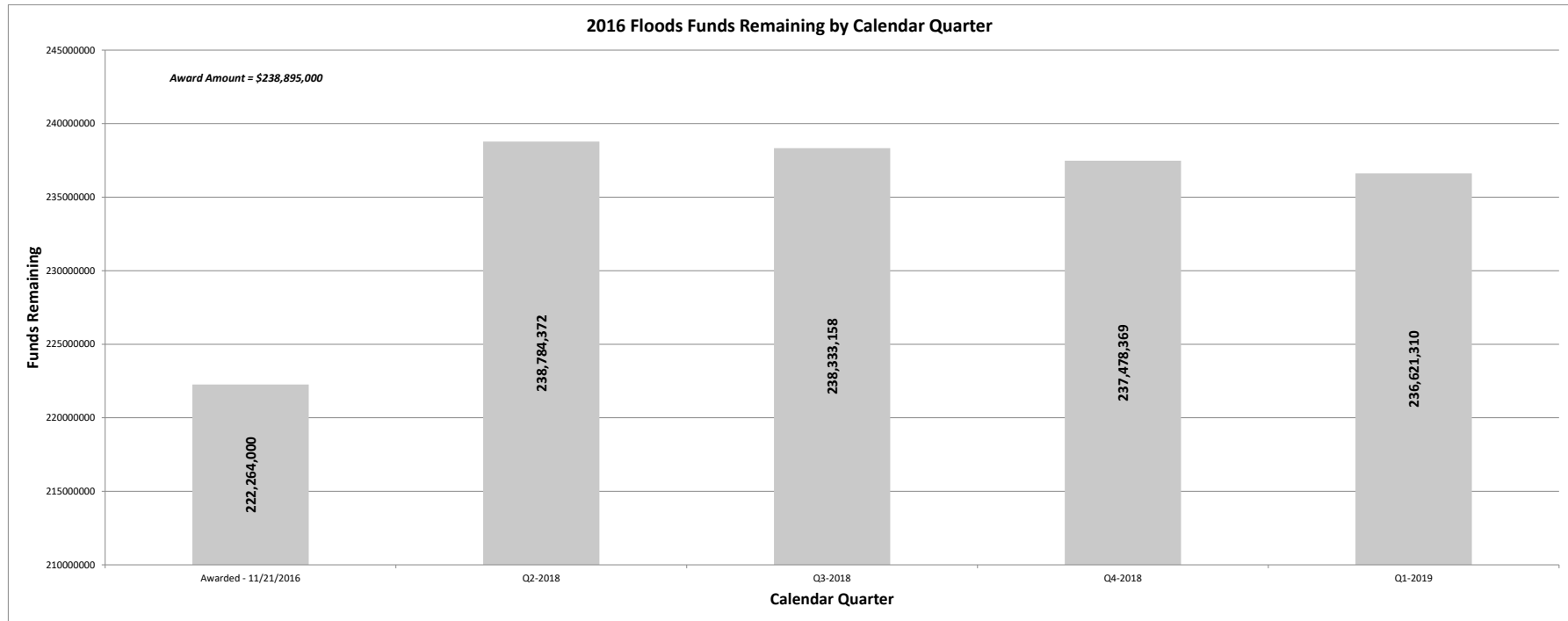
| PLANNING - DETAIL | Budgeted | Obligated | Expenditures | Balance (budgeted) | Balance (Obligated) | % Expended (budgeted) | % (Obligated) |
|--|---------------------|--------------------|-----------------|-----------------------|------------------------|-----------------------------|------------------|
| Most Impacted Total | \$100,000 | \$100,000 | \$0 | \$100,000 | \$100,000 | 0.0% | 100.0% |
| Texas General Land Office | \$23,789,500 | \$5,000,000 | \$93,865 | \$23,695,635 | \$4,906,135 | 0.4% | 21.0% |
| Texas General Land Office Total | \$23,789,500 | \$5,000,000 | \$93,865 | \$23,695,635 | \$4,906,135 | 0.4% | 21.0% |
| TOTAL: | \$23,889,500 | \$5,100,000 | \$93,865 | \$23,795,635 | \$5,006,135 | 0.4% | 21.3% |

| HOUSING AWARDS - DETAIL | Budgeted | Obligated | Expenditures | Balance (budgeted) | Balance (Obligated) | % Expended (budgeted) | % (Obligated) |
|--------------------------------|---------------------|---------------------|------------------|-----------------------|------------------------|-----------------------------|------------------|
| Most Impacted Total | \$69,882,597 | \$49,626,556 | \$296,386 | \$69,586,210 | \$49,330,170 | 0.4% | 71.0% |
| State Competition Total | \$20,306,072 | \$0 | \$0 | \$20,306,072 | \$0 | 0.0% | 0.0% |
| TOTAL: | \$90,188,668 | \$49,626,556 | \$296,386 | \$89,892,282 | \$49,330,170 | 0.3% | 55.0% |

| INFRASTRUCTURE AWARDS - DETAIL | Budgeted | Obligated | Expenditures | Balance (budgeted) | Balance (Obligated) | % Expended (budgeted) | % (Obligated) |
|--------------------------------|----------------------|---------------------|------------------|-----------------------|------------------------|-----------------------------|------------------|
| Most Impacted Total | \$92,566,010 | \$32,250,701 | \$767,612 | \$91,798,398 | \$31,483,089 | 0.8% | 34.8% |
| State Competition Total | \$20,306,072 | \$0 | \$0 | \$20,306,072 | \$0 | 0.0% | 0.0% |
| TOTAL: | \$112,872,082 | \$32,250,701 | \$767,612 | \$112,104,470 | \$31,483,089 | 0.7% | 28.6% |

Preparer: Chris Lea 4/2/2019
Date

Finance Director Approval: _____
Date



TEXAS GENERAL LAND OFFICE
Community Development and Revitalization Program
Harvey 57M

Reporting Period (as of): 3/31/2019

HUD GRANT NO. : B-17-DL-48-0002
CFDA 14.228

CDBG HARVEY 57M GRANT TOTAL: \$57,800,000

Grant Awarded: 12/27/2017
Public Law: 115-31

| | A | B | C | A-C | B-C | C/A | B/A |
|---|--------------|--------------|--------------|--------------------|---------------------|-----------------------|---------------|
| | Budgeted | Obligated | Expenditures | Balance (budgeted) | Balance (Obligated) | % Expended (budgeted) | % (Obligated) |
| ADMINISTRATIVE | \$2,890,000 | \$1,158,312 | \$6,135 | \$2,883,866 | \$1,152,178 | 0.2% | 40.1% |
| HARRIS COUNTY RESIDENTIAL BUYOUT | \$43,928,000 | \$42,596,288 | \$0 | \$43,928,000 | \$42,596,288 | 0.0% | 97.0% |
| AFFORDABLE RENTAL RECOVERY PROGRAM | \$10,982,000 | \$0 | \$0 | \$10,982,000 | \$0 | 0.0% | 0.0% |
| TOTAL | \$57,800,000 | \$43,754,600 | \$6,135 | \$57,793,866 | \$43,748,466 | 0.0% | 75.7% |

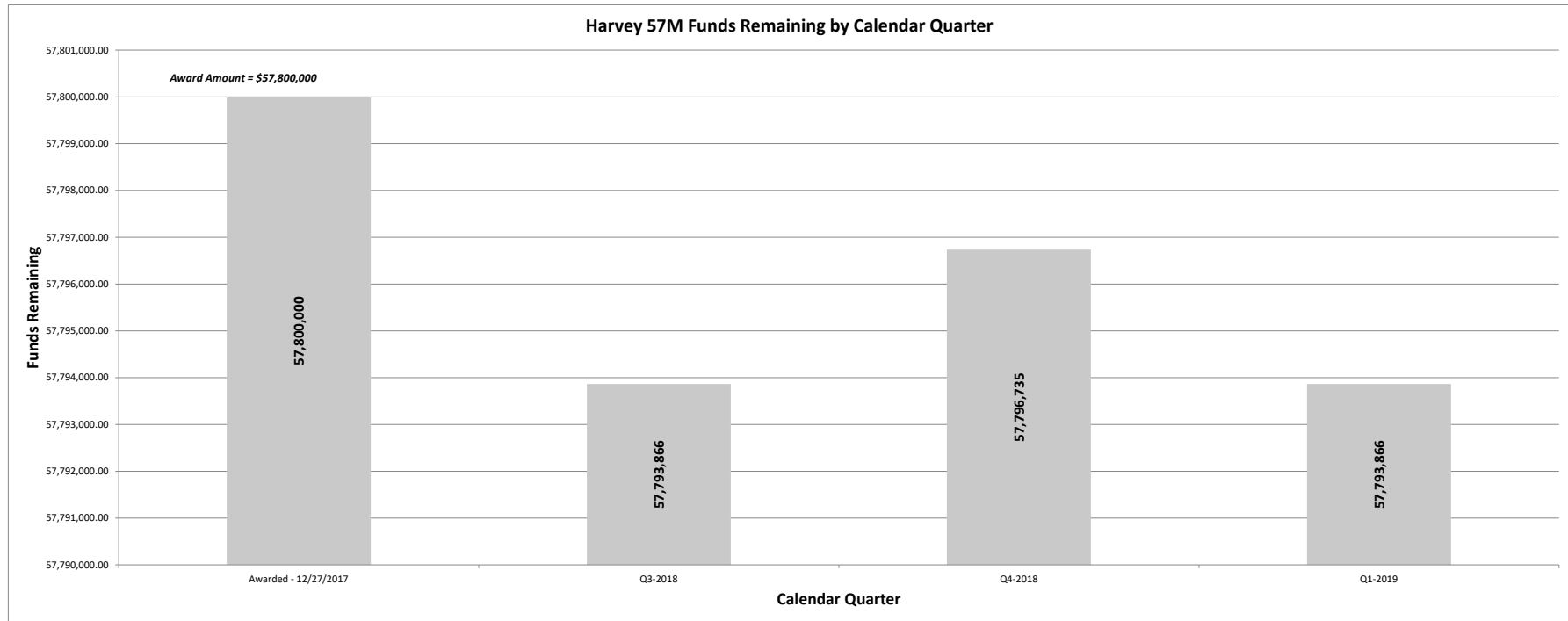
| ADMINISTRATION AWARDS - DETAIL | Budgeted | Obligated | Expenditures | Balance (budgeted) | Balance (Obligated) | % Expended (budgeted) | % (Obligated) |
|--------------------------------|--------------|--------------|--------------|--------------------|---------------------|-----------------------|---------------|
| Harris County | \$ 869,312 | \$ 869,312 | \$ - | \$ 869,312 | \$ 869,312 | 0.0% | 100.0% |
| Texas General Land Office | \$ 2,020,688 | \$ 289,000 | \$ 6,135 | \$ 2,014,554 | \$ 282,866 | 0.3% | 14.3% |
| TOTAL: | \$ 2,890,000 | \$ 1,158,312 | \$ 6,135 | \$ 2,883,866 | \$ 1,152,178 | 0.2% | 40.1% |

| HARRIS COUNTY RESIDENTIAL BUYOUT AWARDS - DETAIL | Budgeted | Obligated | Expenditures | Balance (budgeted) | Balance (Obligated) | % Expended (budgeted) | % (Obligated) |
|--|---------------|---------------|--------------|--------------------|---------------------|-----------------------|---------------|
| Harris County | \$ 42,596,288 | \$ 42,596,288 | \$ - | \$ 42,596,288 | \$ 42,596,288 | 0.0% | 100.0% |
| Texas General Land Office | \$ 1,331,712 | \$ - | \$ - | \$ 1,331,712 | \$ - | 0.0% | 0.0% |
| TOTAL: | \$ 43,928,000 | \$ 42,596,288 | \$ - | \$ 43,928,000 | \$ 42,596,288 | 0.0% | 97.0% |

| AFFORDABLE RENTAL RECOVERY PROGRAM AWARDS - DETAIL | Budgeted | Obligated | Expenditures | Balance (budgeted) | Balance (Obligated) | % Expended (budgeted) | % (Obligated) |
|--|---------------|-----------|--------------|--------------------|---------------------|-----------------------|---------------|
| Texas General Land Office | \$ 10,982,000 | \$ - | \$ - | \$10,982,000 | \$0 | 0.0% | 0.0% |
| TOTAL: | \$10,982,000 | \$0 | \$0 | \$10,982,000 | \$0 | 0.0% | 0.0% |

Preparer: Chris Lea 4/2/2019
Date

Finance Director Approval: _____
Date



TEXAS GENERAL LAND OFFICE
Community Development and Revitalization Program
Harvey 5B

Reporting Period (as of): 3/31/2019

HUD GRANT NO. : B-17-DM-48-0001
 CFDA 14.228

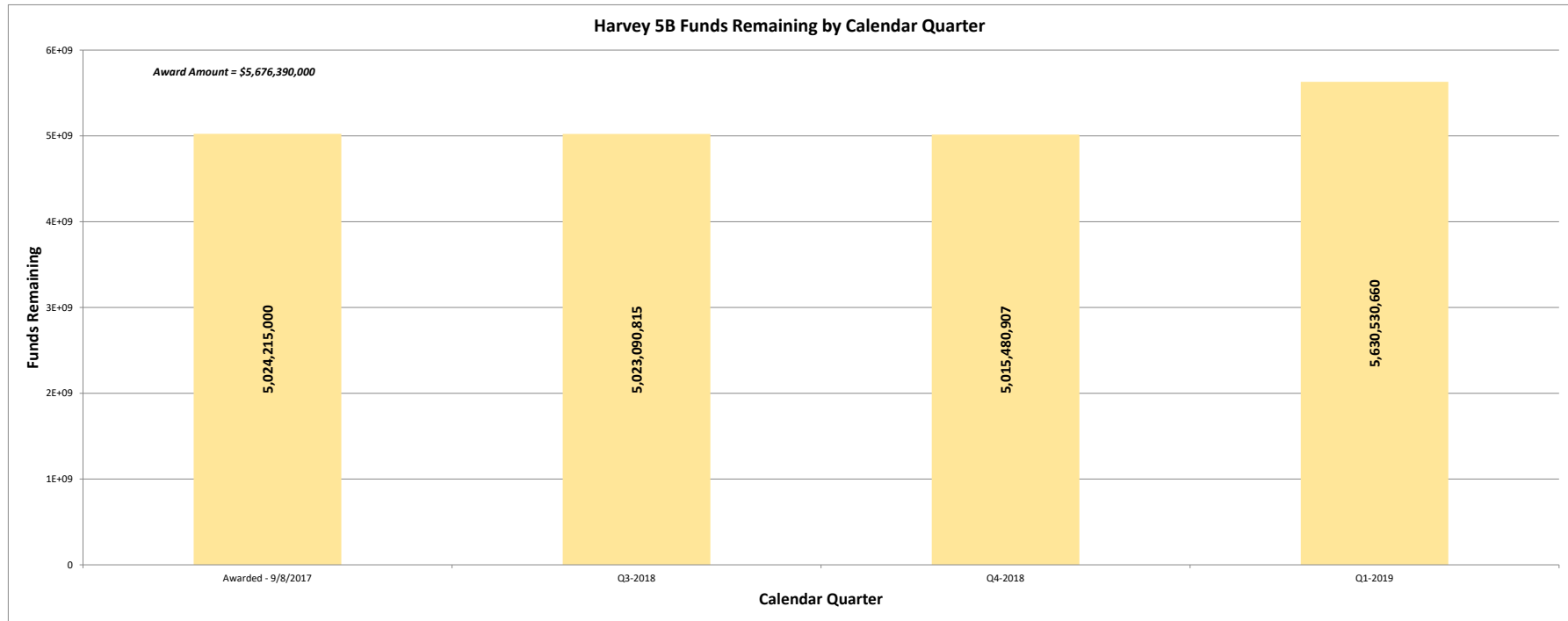
HARVEY 5B GRANT TOTAL: \$5,676,390,000

Grant Awarded: 9/8/2017
Public Laws: 115-56

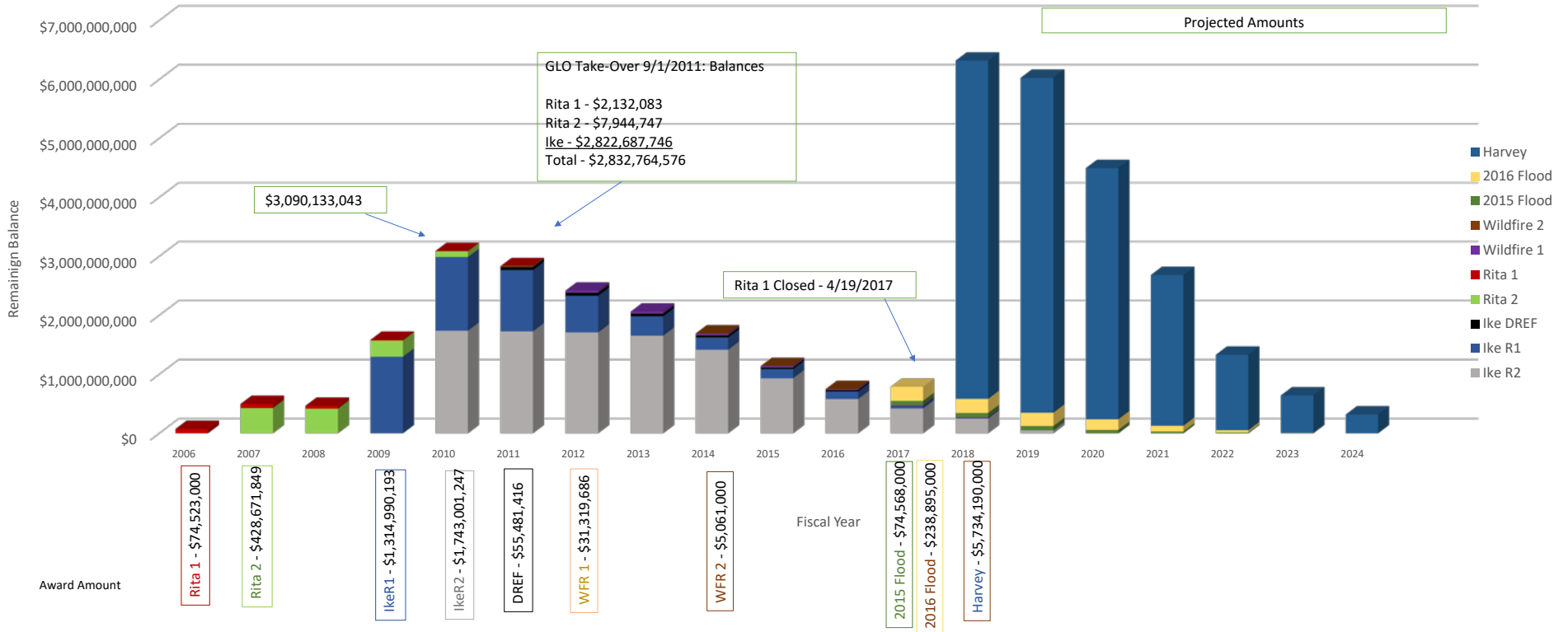
| | A | B | C | A-C | B-C | C/A | B/A |
|--|------------------------|----------------------|---------------------|------------------------|----------------------|-----------------------|---------------|
| | Budgeted | Obligated | Expenditures | Balance (budgeted) | Balance (Obligated) | % Expended (budgeted) | % (Obligated) |
| Harris County | \$16,741,956 | \$0 | \$0 | \$16,741,956 | \$0 | 0.0% | 0.0% |
| Houston | \$20,835,088 | \$0 | \$0 | \$20,835,088 | \$0 | 0.0% | 0.0% |
| HUD Most Impacted | \$196,993,965 | \$100,000,000 | \$17,822,758 | \$179,171,207 | \$82,177,242 | 9.0% | 50.8% |
| State Most Impacted | \$49,248,491 | \$25,000,000 | \$4,455,689 | \$44,792,802 | \$20,544,311 | 9.0% | 50.8% |
| ADMINISTRATIVE | \$283,819,500 | \$125,000,000 | \$22,278,447 | \$261,541,053 | \$102,721,553 | 7.8% | 44.0% |
| Harris County | \$55,769,342 | \$0 | \$0 | \$55,769,342 | \$0 | 0.0% | 0.0% |
| Houston | \$23,100,000 | \$0 | \$0 | \$23,100,000 | \$0 | 0.0% | 0.0% |
| HUD Most Impacted | \$110,148,357 | \$64,000,000 | \$864,714 | \$109,283,643 | \$63,135,286 | 0.8% | 58.1% |
| State Most Impacted | \$27,537,089 | \$16,000,000 | \$216,178 | \$27,320,911 | \$15,783,822 | 0.8% | 58.1% |
| PLANNING | \$216,554,788 | \$80,000,000 | \$1,080,892 | \$215,473,896 | \$78,919,108 | 0.5% | 36.9% |
| Houston | \$90,264,834 | \$0 | \$0 | \$90,264,834 | \$0 | 0.0% | 0.0% |
| HUD Most Impacted | \$84,290,675 | \$0 | \$0 | \$84,290,675 | \$0 | 0.0% | 0.0% |
| State Most Impacted | \$21,072,669 | \$0 | \$0 | \$21,072,669 | \$0 | 0.0% | 0.0% |
| PUBLIC SERVICES & ECONOMIC REVITALIZATION | \$195,628,178 | \$0 | \$0 | \$195,628,178 | \$0 | 0.0% | 0.0% |
| Harris County | \$926,407,171 | \$0 | \$0 | \$926,407,171 | \$0 | 0.0% | 0.0% |
| Houston | \$1,131,394,231 | \$0 | \$0 | \$1,131,394,231 | \$0 | 0.0% | 0.0% |
| HUD Most Impacted | \$1,942,215,700 | \$18,400,000 | \$18,000,000 | \$1,924,215,700 | \$400,000 | 0.9% | 0.9% |
| State Most Impacted | \$322,245,677 | \$4,600,000 | \$4,500,000 | \$317,745,677 | \$100,000 | 1.4% | 1.4% |
| HOUSING | \$4,322,262,779 | \$23,000,000 | \$22,500,000 | \$4,299,762,779 | \$500,000 | 0.5% | 0.5% |
| Harris County | \$222,519,672 | \$0 | \$0 | \$222,519,672 | \$0 | 0.0% | 0.0% |
| HUD Most Impacted | \$348,484,066 | \$0 | \$0 | \$348,484,066 | \$0 | 0.0% | 0.0% |
| State Most Impacted | \$87,121,017 | \$0 | \$0 | \$87,121,017 | \$0 | 0.0% | 0.0% |
| INFRASTRUCTURE | \$658,124,755 | \$0 | \$0 | \$658,124,755 | \$0 | 0.0% | 0.0% |
| TOTAL | \$5,676,390,000 | \$228,000,000 | \$45,859,340 | \$5,630,530,660 | \$182,140,660 | 0.8% | 4.0% |

Preparer: Chris Lea 4/2/2019
 Date

Finance Director Approval: _____
 Date



Total Grant Funds Balance by Fiscal Year as of 3/31/2019



Community Development and Revitalization Grant Funds Summary as of 3/31/2019

