

TEXAS GENERAL LAND OFFICE
Community Development and Revitalization Program
Hurricane Ike

Reporting Period (as of): 6/30/2020

HUD GRANT NO. : B-08-DI-48-0001
 CFDA 14.228

CDBG DR IKE/DOLLY GRANT TOTAL (PF + PI) \$ 3,122,270,147
 Program Funds \$ 3,113,472,856
 Estimated Program Income \$ 7,615,701
 Program Income Received 1,181,590

Grant Awarded: 3/31/2009
Public Law: 110-329

Category	A Budgeted	B Obligated	C Expenditures	A-C Balance (budgeted)	B-C Balance (Obligated)	C/A % Expended (budgeted)	B/A % (Obligated)
ADMIN	\$155,683,766	\$155,219,617	\$149,613,510	\$6,070,256	\$5,606,106	96.1%	99.7%
PLANNING	\$59,055,150	\$56,891,515	\$55,636,467	\$3,418,682	\$1,255,048	94.2%	96.3%
PROGRAM - Non-Housing	\$1,298,596,324	\$1,288,793,480	\$1,236,950,460	\$61,645,864	\$51,843,020	95.3%	99.2%
PROGRAM - Housing	\$1,608,934,907	\$1,503,764,056	\$1,458,145,298	\$150,789,609	\$45,618,759	90.6%	93.5%
TOTAL	\$3,122,270,147	\$3,004,668,668	\$2,900,345,735	\$221,924,412	\$104,322,933	92.9%	96.2%

NON-HOUSING AWARDS - DETAIL	Budgeted	Obligated	Expenditures	Balance (budgeted)	Balance (Obligated)	% Expended (budgeted)	% (Obligated)
Total Round 1:	\$611,507,127	\$602,964,276	\$583,007,990	\$28,499,137	\$19,956,286	95.3%	98.6%
Total Round 2.1:	\$180,978,260	\$180,702,722	\$173,730,486	\$7,247,773	\$6,972,236	96.0%	99.8%
Total Round 2.2:	\$501,800,008	\$500,870,564	\$477,348,285	\$24,451,724	\$23,522,279	95.1%	99.8%
Total Round 2.3:	\$4,310,930	\$4,255,918	\$2,863,699	\$1,447,230	\$1,392,219	66.4%	98.7%
Total non-housing (all rounds)	\$1,298,596,324	\$1,288,793,480	\$1,236,950,460	\$61,645,864	\$51,843,020	95.3%	99.2%

HOUSING AWARDS - DETAIL	Budgeted	Obligated	Expenditures	Balance (budgeted)	Balance (Obligated)	% Expended (budgeted)	% (Obligated)
NON-RENTAL PROGRAM							
Total Round 1:	\$421,685,103	\$421,685,103	\$421,685,103	\$0	\$0	100.0%	100.0%
Total Round 2.2:	\$560,244,542	\$560,042,550	\$555,249,219	\$4,995,322	\$4,793,330	99.1%	100.0%
RENTAL PROGRAM							
Total Round 1:	\$127,755,362	\$127,755,362	\$127,755,362	\$0	\$0	100.0%	100.0%
Total Round 2.2:	\$499,249,900	\$394,281,041	\$353,455,613	\$145,794,287	\$40,825,428	70.8%	79.0%

Subtotal Round 1:	\$549,440,465	\$549,440,465	\$549,440,465	\$0	\$0	100.0%	100.0%
Subtotal Round 2.2:	\$1,059,494,442	\$954,323,591	\$908,704,832	\$150,789,609	\$45,618,759	85.8%	90.1%

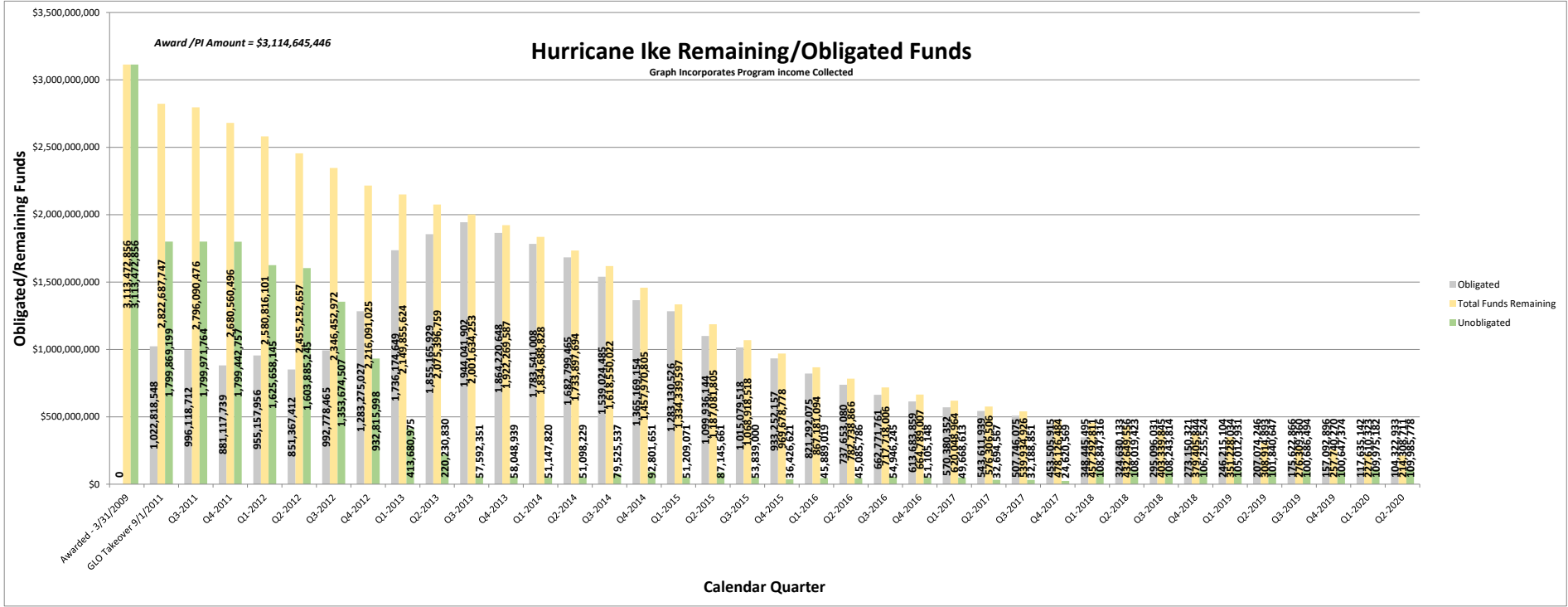
Total housing (all rounds)	\$1,608,934,907	\$1,503,764,056	\$1,458,145,298	\$150,789,609	\$45,618,759	90.6%	93.5%
----------------------------	-----------------	-----------------	-----------------	---------------	--------------	-------	-------

Preparer: Anna Ramirez Riojas 7/3/2020
 Date

Finance Director Approval: _____
 Date

As of Date	FY	NON-HOUSING		HOUSING		ADMIN/PLANNING		TOTAL		FY Totals	
		Year to Date Expenses	Monthly Expenses	Year to Date Expenses	Monthly Expenses	Year to Date Expenses	Monthly Expenses	Year to Date Expenses	Monthly Expenses		
Pre-GLO	6/30/2011	11	\$98,783,717		\$76,378,832		\$50,272,355	\$225,434,905		\$225,434,905	
	7/31/2011	11	\$106,450,687	\$7,666,969	\$88,699,680	\$12,320,848	\$52,097,797	\$1,825,442	\$247,248,164	\$21,813,259	
GLO	8/31/2011	11	\$127,008,260	\$20,557,573	\$109,108,024	\$20,408,344	\$54,668,826	\$2,571,029	\$290,785,109	\$43,536,945	\$65,350,204
	8/31/2012	12	\$316,827,335	\$23,144,914	\$325,457,712	\$18,444,074	\$88,573,917	\$2,582,870	\$730,858,963	\$44,171,857	\$440,073,854
	8/31/2013	13	\$470,055,000	\$14,106,232	\$496,949,194	\$9,086,523	\$117,505,125	\$2,026,195	\$1,084,509,319	\$25,218,950	\$353,650,356
	8/31/2014	14	\$646,893,801	\$10,749,412	\$664,820,455	\$20,495,660	\$142,769,226	\$1,679,901	\$1,454,483,482	\$32,924,973	\$369,974,163
	9/30/2014	15	\$657,102,612	\$10,208,811	\$692,191,107	\$27,370,652	\$145,629,115	\$2,859,889	\$1,494,922,834	\$40,439,352	
	10/31/2014	15	\$683,898,739	\$26,796,127	\$726,864,676	\$34,673,569	\$148,232,409	\$2,603,294	\$1,558,995,824	\$64,072,990	
	11/30/2014	15	\$704,797,662	\$20,898,923	\$755,260,858	\$28,396,182	\$149,575,374	\$1,342,965	\$1,609,633,894	\$50,638,070	
	12/31/2014	15	\$717,707,077	\$12,909,415	\$786,300,913	\$31,040,055	\$151,494,061	\$1,918,687	\$1,655,502,051	\$45,868,157	
	1/31/2015	15	\$734,889,522	\$17,182,445	\$814,815,597	\$28,515,084	\$154,066,251	\$2,572,190	\$1,703,771,770	\$48,269,719	
	2/28/2015	15	\$752,124,106	\$17,234,584	\$832,270,507	\$17,454,510	\$149,968,180	-\$4,098,071	\$1,734,362,793	\$30,591,023	
	3/31/2015	15	\$770,052,097	\$17,927,992	\$857,332,927	\$25,062,420	\$151,809,846	\$1,841,306	\$1,779,194,510	\$44,831,717	
	4/30/2015	15	\$789,220,859	\$19,168,762	\$886,270,448	\$28,937,521	\$154,075,201	\$2,265,715	\$1,829,566,509	\$50,371,998	
	5/31/2015	15	\$798,975,485	\$9,754,626	\$915,702,124	\$29,431,676	\$155,168,342	\$1,093,141	\$1,869,845,952	\$40,279,443	
	6/30/2015	15	\$811,370,842	\$12,395,357	\$958,154,153	\$42,452,029	\$156,965,952	\$1,797,610	\$1,926,490,948	\$56,644,997	
	7/31/2015	15	\$829,664,831	\$18,293,989	\$977,849,717	\$19,695,564	\$156,746,977	-\$218,975	\$1,964,261,525	\$37,770,577	
	8/31/2015	15	\$840,845,967	\$11,181,136	\$1,000,534,516	\$22,684,799	\$157,605,426	\$858,449	\$1,998,985,909	\$34,724,384	\$544,502,427
	9/30/2015	16	\$862,659,692	\$21,813,725	\$1,023,871,266	\$23,336,750	\$158,242,629	\$637,203	\$2,044,773,587	\$45,787,678	
	10/31/2015	16	\$887,425,192	\$24,765,500	\$1,046,510,386	\$22,639,120	\$159,621,789	\$1,379,160	\$2,093,925,367	\$48,783,780	
	11/30/2015	16	\$897,342,927	\$9,917,735	\$1,057,053,430	\$10,543,044	\$160,899,622	\$1,277,833	\$2,115,295,978	\$21,738,611	
	12/31/2015	16	\$910,611,237	\$13,268,310	\$1,071,987,768	\$14,934,338	\$161,451,272	\$551,651	\$2,144,050,277	\$28,754,299	
	1/31/2016	16	\$923,610,143	\$12,998,906	\$1,097,204,247	\$25,216,479	\$163,534,259	\$2,082,987	\$2,184,348,649	\$40,298,372	
	2/29/2016	16	\$939,206,713	\$15,596,570	\$1,116,291,989	\$19,087,742	\$165,177,759	\$1,643,500	\$2,220,676,461	\$36,327,812	
	3/31/2016	16	\$946,880,266	\$7,673,553	\$1,132,320,620	\$16,028,631	\$167,413,072	\$2,235,313	\$2,246,613,958	\$23,937,497	
	4/30/2016	16	\$960,114,867	\$13,234,602	\$1,151,823,364	\$19,502,743	\$168,421,628	\$1,008,556	\$2,280,359,899	\$33,745,901	
	5/31/2016	16	\$967,428,958	\$7,314,091	\$1,162,421,144	\$10,597,780	\$169,543,604	\$1,121,976	\$2,299,393,706	\$19,033,847	
	6/30/2016	16	\$972,454,653	\$5,025,695	\$1,187,972,547	\$25,551,403	\$170,666,679	\$1,123,075	\$2,331,083,879	\$13,700,173	
	7/31/2016	16	\$986,037,116	\$13,582,463	\$1,197,334,108	\$9,361,561	\$171,435,036	\$768,357	\$2,354,806,261	\$23,712,382	
	8/31/2016	16	\$993,952,726	\$7,915,610	\$1,207,610,688	\$10,276,580	\$172,261,264	\$826,228	\$2,373,824,679	\$19,018,418	\$374,838,770
	9/30/2016	17	\$1,005,505,167	\$11,552,441	\$1,218,057,340	\$10,446,652	\$172,601,850	\$340,586	\$2,396,164,357	\$22,339,679	
	10/31/2016	17	\$1,009,705,199	\$4,200,032	\$1,227,870,242	\$9,812,902	\$174,319,355	\$1,717,505	\$2,411,894,796	\$15,730,438	
	11/30/2016	17	\$1,013,987,862	\$4,282,663	\$1,240,400,320	\$12,530,078	\$175,384,806	\$1,065,451	\$2,429,772,988	\$17,878,193	
	12/31/2016	17	\$1,027,402,865	\$13,415,002	\$1,244,893,110	\$4,492,790	\$176,845,537	\$1,460,731	\$2,449,141,512	\$19,368,524	
	1/31/2017	17	\$1,035,202,409	\$7,799,544	\$1,250,190,739	\$5,297,629	\$177,912,191	\$1,066,653	\$2,463,305,338	\$14,163,826	
	2/28/2017	17	\$1,045,727,090	\$10,524,680	\$1,254,762,232	\$4,571,494	\$178,763,622	\$851,431	\$2,479,252,943	\$15,947,605	
	3/31/2017	17	\$1,054,534,777	\$8,807,687	\$1,259,920,476	\$5,158,244	\$179,448,401	\$684,780	\$2,493,903,655	\$14,650,711	
	4/30/2017	17	\$1,059,118,862	\$4,584,085	\$1,262,473,672	\$2,553,196	\$180,489,584	\$1,041,182	\$2,502,082,118	\$8,178,464	
	5/31/2017	17	\$1,065,204,949	\$6,086,086	\$1,271,979,744	\$9,506,072	\$181,287,209	\$797,625	\$2,518,471,902	\$16,389,784	
	6/30/2017	17	\$1,076,808,782	\$11,603,833	\$1,278,239,877	\$6,260,133	\$182,597,454	\$1,310,245	\$2,537,646,112	\$19,174,210	
	7/31/2017	17	\$1,080,006,108	\$3,197,327	\$1,283,221,462	\$4,981,586	\$183,164,441	\$566,988	\$2,546,392,012	\$8,745,900	
	8/31/2017	17	\$1,081,400,418	\$1,394,310	\$1,294,528,906	\$11,307,444	\$183,768,565	\$604,124	\$2,559,697,889	\$13,305,877	\$185,873,211
	9/30/2017	18	\$1,086,319,656	\$4,919,238	\$1,302,980,014	\$8,451,108	\$184,749,145	\$980,580	\$2,574,048,815	\$14,350,926	
	10/31/2017	18	\$1,093,514,841	\$7,195,185	\$1,314,505,831	\$11,525,817	\$186,215,757	\$1,466,611	\$2,594,236,429	\$20,187,613	
	11/30/2017	18	\$1,103,406,404	\$9,891,563	\$1,326,567,555	\$12,061,724	\$187,037,988	\$822,232	\$2,617,011,948	\$22,775,519	
	12/31/2017	18	\$1,109,730,586	\$6,324,182	\$1,338,110,455	\$11,542,900	\$188,051,460	\$1,013,472	\$2,635,892,501	\$18,880,553	
	1/31/2018	18	\$1,111,341,068	\$1,610,482	\$1,340,805,504	\$2,695,049	\$188,799,215	\$747,755	\$2,640,945,787	\$5,053,286	
	2/28/2018	18	\$1,111,931,518	\$590,450	\$1,342,834,447	\$2,028,944	\$190,160,437	\$1,361,222	\$2,644,926,403	\$3,980,616	
	3/31/2018	18	\$1,116,154,069	\$4,222,551	\$1,349,113,292	\$6,278,845	\$191,526,856	\$1,366,419	\$2,656,794,217	\$11,867,814	
	4/30/2018	18	\$1,118,569,829	\$2,415,760	\$1,354,599,492	\$5,486,200	\$192,333,761	\$806,905	\$2,665,503,082	\$8,708,866	
	5/31/2018	18	\$1,123,134,277	\$4,564,448	\$1,358,323,517	\$3,724,024	\$194,190,743	\$1,856,981	\$2,675,648,536	\$10,145,454	
	6/30/2018	18	\$1,127,337,564	\$4,203,287	\$1,359,474,648	\$1,151,131	\$194,669,902	\$479,159	\$2,681,482,114	\$5,833,578	
	7/31/2018	18	\$1,136,483,198	\$9,145,634	\$1,363,899,919	\$4,425,271	\$196,996,531	\$2,326,629	\$2,697,379,648	\$15,897,535	
	8/31/2018	18	\$1,139,447,946	\$2,964,748	\$1,367,056,919	\$3,157,000	\$197,975,921	\$979,390	\$2,704,480,786	\$7,101,138	\$144,782,896
	9/30/2018	19	\$1,142,121,378	\$2,673,432	\$1,370,029,854	\$2,972,935	\$198,729,876	\$753,955	\$2,710,881,108	\$6,400,322	
	10/31/2018	19	\$1,145,485,827	\$3,364,449	\$1,373,735,248	\$3,705,394	\$198,864,663	\$134,787	\$2,718,085,739	\$7,204,631	
	11/30/2018	19	\$1,151,301,297	\$5,815,469	\$1,376,838,717	\$3,103,468	\$199,279,973	\$415,310	\$2,727,419,986	\$9,334,248	
	12/31/2018	19	\$1,154,596,175	\$3,294,878	\$1,380,961,405	\$4,122,688	\$199,324,490	\$44,517	\$2,734,882,071	\$7,462,084	
	1/31/2019	19	\$1,160,973,717	\$6,377,542	\$1,386,214,230	\$5,252,825	\$199,516,166	\$191,675	\$2,746,704,113	\$11,822,043	
	2/28/2019	19	\$1,165,739,881	\$4,766,164	\$1,390,266,977	\$4,052,747	\$198,900,581	\$615,585	\$2,754,907,439	\$8,203,326	
	3/31/2019	19	\$1,168,156,107	\$2,416,226	\$1,395,912,135	\$5,645,158	\$199,058,601	\$158,020	\$2,763,126,843	\$8,219,404	
	4/30/2019	19	\$1,178,922,028	\$10,765,921	\$1,400,270,340	\$4,358,205	\$201,546,126	\$2,487,525	\$2,780,738,494	\$17,611,651	
	5/31/2019	19	\$1,182,069,748	\$3,147,720	\$1,402,341,819	\$2,071,479	\$201,626,748	\$80,622	\$2,786,038,315	\$5,299,821	
	6/30/2019	19	\$1,191,657,831	\$9,588,083	\$1,412,781,287	\$10,439,468	\$201,067,829	-\$558,919	\$2,805,506,947	\$19,468,631	
	7/31/2019	19	\$1,193,452,751	\$1,794,920	\$1,413,998,496	\$1,217,209	\$201,296,074	\$228,246	\$2,808,747,321	\$3,240,374	
	8/31/2019	19	\$1,205,577,304	\$12,124,553	\$1,420,342,491	\$6,343,996	\$201,767,944	\$471,870	\$2,827,687,740	\$18,940,419	\$123,206,954
	9/30/2019	20	\$1,206,207,440	\$630,136	\$1,430,134,644	\$9,792,153	\$201,837,358	\$69,413	\$2,838,179,442	\$10,491,702	
	10/31/2019	20	\$1,210,846,795	\$4,639,354	\$1,430,671,705	\$537,061	\$202,696,925	\$859,567	\$2,844,215,424	\$6,035,982	
	11/30/2019	20	\$1,217,560,087	\$6,713,292	\$1,430,677,291	\$5,586	\$202,894,758	\$197,833	\$2,851,132,136	\$6,916,711	
	12/31/2019	20	\$1,219,520,585	\$1,960,498	\$1,434,239,307	\$3,562,017	\$203,055,602	\$160,844	\$2,856,815,494	\$5,683,359	
	1/31/2020	20	\$1,222,593,281	\$3,072,696	\$1,452,566,343	\$18,327,035	\$203,297,346	\$241,745	\$2,878,456,970	\$21,641,476	
	2/29/2020	20	\$1,228,931,515	\$6,338,234	\$1,453,467,220	\$900,878	\$203,383,987	\$86,641	\$2,885,782,723	\$7,325,752	
	3/31/2020	20	\$1,229,051,295	\$119,780	\$1,453,992,518	\$525,298	\$203,968,590	\$584,603	\$2,887,012,404	\$1,229,681	
	4/30/2020	20	\$1,230,894,415	\$1,843,120	\$1,453,998,384	\$5,866	\$204,377,585	\$768,995	\$2,889,630,384	\$2,617,980	
	5/31/2020	20	\$1,236,753,394	\$5,858,978	\$1,458,141,118	\$4,142,734	\$205,136,544	\$398,959	\$2,900,031,056	\$10,400,672	
	6/30/2020	20	\$1,236,950,460	\$197,066	\$1,458,145,298	\$4,180	\$205,249,978	\$113,434	\$2,900,345,735	\$314,680	\$72,657,996

Total Allocation \$ 3,114,654,446
Disbursed to Date 2,900,345,735



TEXAS GENERAL LAND OFFICE
Community Development and Revitalization Program
Wildfire 1

Reporting Period (as of): 6/30/2020

HUD GRANT NO. : B-12-DT-48-0001
 CFDA 14.218

CDBG WILDFIRES GRANT TOTAL: \$31,319,686

Grant Awarded: 8/29/2012
Public Law: 112-55

	A	B	C	A-C	B-C	C/A	B/A
	Budgeted	Obligated	Expenditures	Balance (budgeted)	Balance (Obligated)	% Expended (budgeted)	% (Obligated)
ADMINISTRATIVE	\$1,293,306	\$1,293,306	\$1,109,623	\$183,683	\$183,683	85.8%	100.0%
PLANNING	\$42,016	\$22,500	\$22,500	\$19,516	\$0	53.6%	53.6%
NON-HOUSING	\$25,138,598	\$24,978,516	\$18,546,672	\$6,591,926	\$6,431,844	73.8%	99.4%
HOUSING	\$4,845,766	\$4,692,816	\$4,692,816	\$152,950	\$0	96.8%	96.8%
TOTAL	\$31,319,686	\$30,987,138	\$24,371,611	\$6,948,074	\$6,615,526	77.8%	98.9%

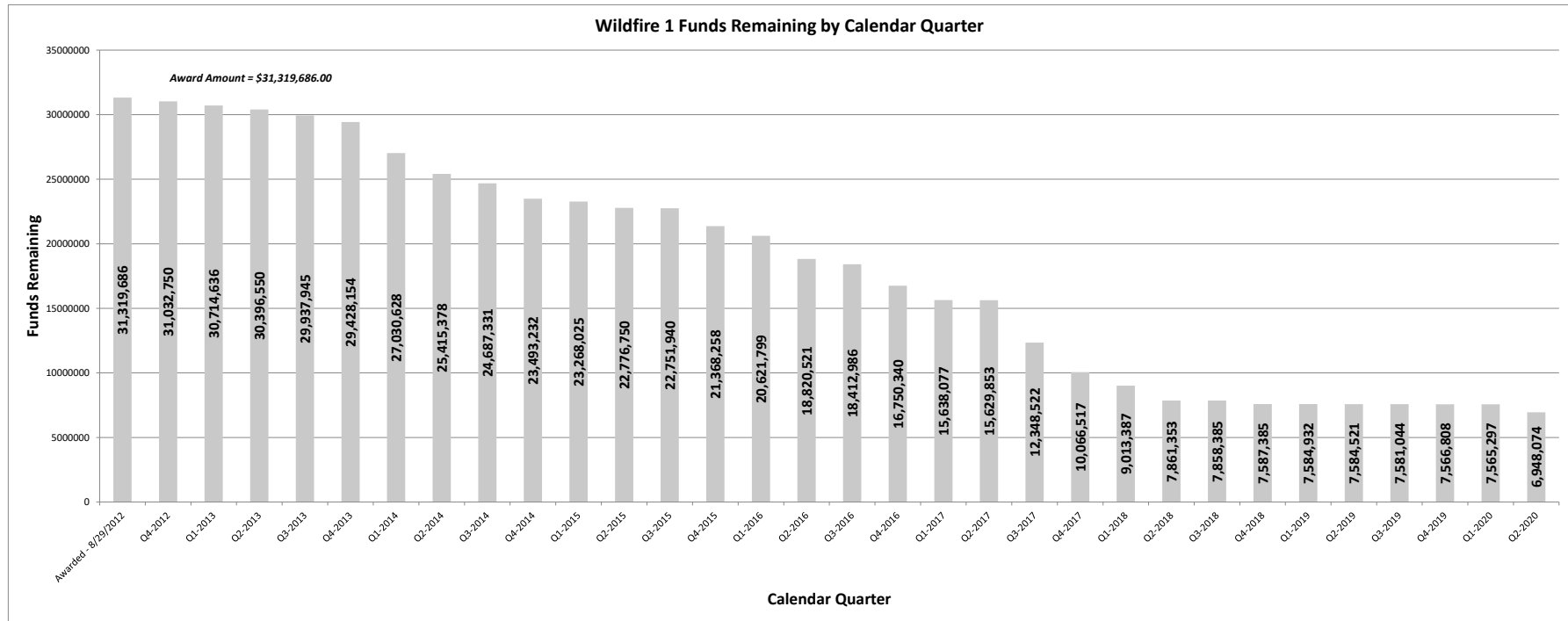
NON-HOUSING AWARDS - DETAIL	Budgeted	Obligated	Expenditures	Balance (budgeted)	Balance (Obligated)	% Expended (budgeted)	% (Obligated)
Bastrop County	\$ 23,539,028	\$ 23,539,028	\$ 17,107,709	\$ 6,431,319	\$ 6,431,319	72.7%	100.0%
Coryell County	\$ 310,827	\$ 310,827	\$ 310,827	\$ -	\$ -	100.0%	100.0%
Newton County	\$ 66,927	\$ 66,927	\$ 66,927	\$ -	\$ -	100.0%	100.0%
Walker County	\$ 1,061,734	\$ 1,061,734	\$ 1,061,209	\$ 525	\$ 525	100.0%	100.0%
Texas General Land Office	\$ 160,082	\$ -	\$ -	\$ 160,082	\$ -	0.0%	0.0%
TOTAL:	\$ 25,138,598	\$ 24,978,516	\$ 18,546,672	\$ 6,591,926	\$ 6,431,844	73.8%	99.4%

HOUSING AWARDS - DETAIL	Budgeted	Obligated	Expenditures	Balance (budgeted)	Balance (Obligated)	% Expended (budgeted)	% (Obligated)
Texas General Land Office	\$ 4,845,766	\$ 4,692,816	\$ 4,692,816	\$152,950	\$0	96.8%	96.8%
TOTAL:	\$4,845,766	\$4,692,816	\$4,692,816	\$152,950	\$0	96.8%	96.8%

PLANNING - DETAIL	Budgeted	Obligated	Expenditures	Balance (budgeted)	Balance (Obligated)	% Expended (budgeted)	% (Obligated)
Texas General Land Office	\$ 42,016	\$ 22,500	\$ 22,500	\$19,516	\$0	53.6%	53.6%
TOTAL:	\$42,016	\$22,500	\$22,500	\$19,516	\$0	53.6%	53.6%

Preparer: Anna Ramirez Riojas
 Date: 7/3/2020

Finance Director Approval: _____
 Date: _____



TEXAS GENERAL LAND OFFICE
Community Development and Revitalization Program
2015 Flood

Reporting Period (as of): 6/30/2020

HUD GRANT NO. : B-16-DH-48-0001
 CFDA 14.228

2015 FLOOD GRANT TOTAL: \$74,568,000

Grant Awarded: 6/17/2016
Public Laws: 114-113 / 115-31

	A	B	C	A-C	B-C	C/A	B/A
	Budgeted	Obligated	Expenditures	Balance (budgeted)	Balance (Obligated)	% Expended (budgeted)	% (Obligated)
Texas General Land Office	\$3,355,266	\$3,100,000	\$1,515,338	\$1,839,928	\$1,584,662	45.2%	92.4%
State Competition	\$174,800	\$174,800	\$33,300	\$141,500	\$141,500	19.1%	100.0%
Most Impacted	\$198,334	\$198,334	\$8,360	\$189,974	\$189,974	4.2%	100.0%
ADMINISTRATIVE	\$3,728,400	\$3,473,134	\$1,556,998	\$2,171,402	\$1,916,136	41.8%	93.2%
PLANNING	\$3,193,600	\$2,000,000	\$213,038	\$2,980,562	\$1,786,962	6.7%	62.6%
Most Impacted	\$10,084,849	\$9,822,539	\$72,505	\$10,012,344	\$9,750,034	0.7%	97.4%
Competition	\$11,561,871	\$11,178,103	\$218,909	\$11,342,961	\$10,959,193	1.9%	96.7%
HOUSING	\$21,646,720	\$21,000,642	\$291,415	\$21,355,305	\$20,709,228	1.3%	97.0%
Most Impacted	\$21,430,305	\$21,247,646	\$2,270,635	\$19,159,670	\$18,977,011	10.6%	99.1%
Competition	\$24,568,975	\$24,070,072	\$10,110,769	\$14,458,206	\$13,959,302	41.2%	98.0%
INFRASTRUCTURE	\$45,999,280	\$45,317,718	\$12,381,405	\$33,617,875	\$32,936,313	26.9%	98.5%
TOTAL	\$74,568,000	\$71,791,494	\$14,442,855	\$60,125,145	\$57,348,639	19.4%	96.3%

ADMINISTRATION - DETAIL	Budgeted	Obligated	Expenditures	Balance (budgeted)	Balance (Obligated)	% Expended (budgeted)	% (Obligated)
Texas General Land Office Total	\$3,355,266	\$3,100,000	\$1,515,338	\$1,839,928	\$1,584,662	45.2%	92.4%
State Competition Total	\$174,800	\$174,800	\$33,300	\$141,500	\$141,500	19.1%	100.0%
Most Impacted Total	\$198,334	\$198,334	\$8,360	\$189,974	\$189,974	4.2%	100.0%
TOTAL:	\$3,728,400	\$3,473,134	\$1,556,998	\$2,171,402	\$1,916,136	41.8%	93.2%

PLANNING - DETAIL	Budgeted	Obligated	Expenditures	Balance (budgeted)	Balance (Obligated)	% Expended (budgeted)	% (Obligated)
Texas General Land Office	\$3,193,600	\$2,000,000	\$213,038	\$2,980,562	\$1,786,962	6.7%	62.6%
TOTAL:	\$3,193,600	\$2,000,000	\$213,038	\$2,980,562	\$1,786,962	6.7%	62.6%

HOUSING AWARDS - DETAIL	Budgeted	Obligated	Expenditures	Balance (budgeted)	Balance (Obligated)	% Expended (budgeted)	% (Obligated)
Most Impacted Total	\$10,084,849	\$9,822,539	\$72,505	\$10,012,344	\$9,750,034	0.7%	97.4%
State Competition Total	\$11,561,871	\$11,178,103	\$218,909	\$11,342,961	\$10,959,193	1.9%	96.7%
TOTAL:	\$21,646,720	\$21,000,642	\$291,415	\$21,355,305	\$20,709,228	1.3%	97.0%

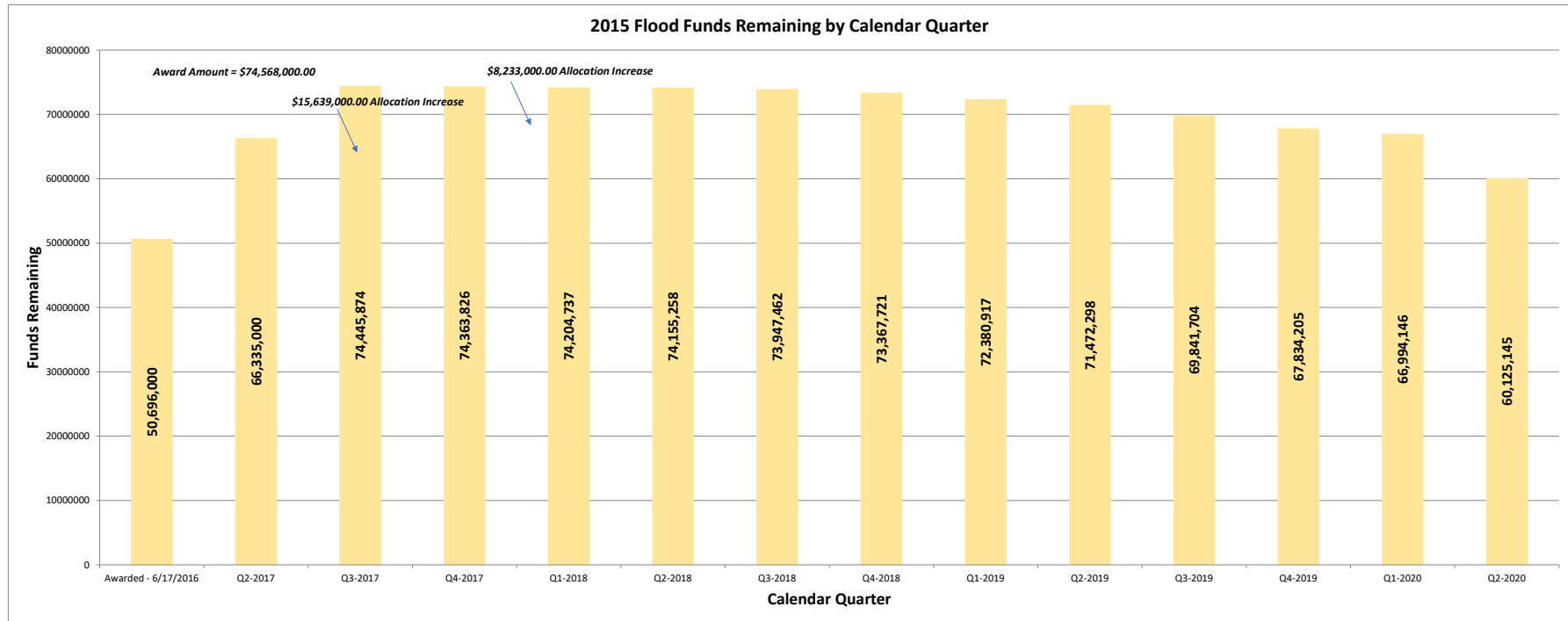
INFRASTRUCTURE AWARDS - DETAIL	Budgeted	Obligated	Expenditures	Balance (budgeted)	Balance (Obligated)	% Expended (budgeted)	% (Obligated)
Most Impacted Total	\$21,430,305	\$21,247,646	\$2,270,635	\$19,159,670	\$18,977,011	10.6%	99.1%
State Competition Total	\$24,568,975	\$24,070,072	\$10,110,769	\$14,458,206	\$13,959,302	41.2%	98.0%
TOTAL:	\$45,999,280	\$45,317,718	\$12,381,405	\$33,617,875	\$32,936,313	26.9%	98.5%

Preparer: Anna Ramirez Riojas 7/3/2020

Finance Director Approval: _____

Date

Date





TEXAS GENERAL LAND OFFICE

Community Development and Revitalization Program

2016 Flood

Reporting Period (as of): 6/30/2020	HUD GRANT NO.: B-16-DL-48-001
	CFDA 14.228
2016 FLOOD GRANT TOTAL: \$238,895,000	Grant Awarded: 11/21/2016
	Public Laws: 114-223 / 114-254 / 115-31

	A	B	C	A-C	B-C	C/A	B/A
	Budgeted	Obligated	Expenditures	Balance (budgeted)	Balance (Obligated)	% Expended (budgeted)	% (Obligated)
Texas General Land Office	\$10,272,351	\$6,100,000	\$2,106,535	\$8,165,816	\$3,993,465	20.5%	59.4%
State Competition	\$160,000	\$160,000	\$5,000	\$155,000	\$155,000	3.1%	100.0%
Most Impacted	\$1,512,399	\$1,512,399	\$101,675	\$1,410,724	\$1,410,724	6.7%	100.0%
ADMINISTRATIVE	\$11,944,750	\$7,772,399	\$2,213,210	\$9,731,540	\$5,559,189	18.5%	65.1%
PLANNING	\$4,889,500	\$4,889,500	\$942,429	\$3,947,071	\$3,947,071	19.3%	100.0%
Most Impacted	\$78,056,070	\$74,068,471	\$2,336,971	\$75,719,099	\$71,731,500	3.0%	94.9%
Competition	\$10,101,010	\$7,843,345	\$30,289	\$10,070,721	\$7,813,056	0.3%	77.6%
HOUSING	\$88,157,079	\$81,911,816	\$2,367,260	\$85,789,819	\$79,544,556	2.7%	92.9%
Most Impacted	\$103,392,537	\$79,763,126	\$15,749,432	\$87,643,105	\$64,013,693	15.2%	77.1%
Competition	\$30,511,133	\$30,218,687	\$1,723,422	\$28,787,711	\$28,495,265	5.6%	99.0%
INFRASTRUCTURE	\$133,903,671	\$109,981,813	\$17,472,855	\$116,430,816	\$92,508,958	13.0%	82.1%
TOTAL	\$238,895,000	\$204,555,528	\$22,995,754	\$215,899,246	\$181,559,774	9.6%	85.6%

ADMINISTRATION - DETAIL	Budgeted	Obligated	Expenditures	Balance (budgeted)	Balance (Obligated)	% Expended (budgeted)	% (Obligated)
Texas General Land Office Total	\$10,272,351	\$6,100,000	\$2,106,535	\$8,165,816	\$3,993,465	20.5%	59.4%
State Competition Total	\$160,000	\$160,000	\$5,000	\$155,000	\$155,000	3.1%	100.0%
Most Impacted Total	\$1,512,399	\$1,512,399	\$101,675	\$1,410,724	\$1,410,724	6.7%	100.0%
TOTAL:	\$11,944,750	\$7,772,399	\$2,213,210	\$9,731,540	\$5,559,189	18.5%	65.1%

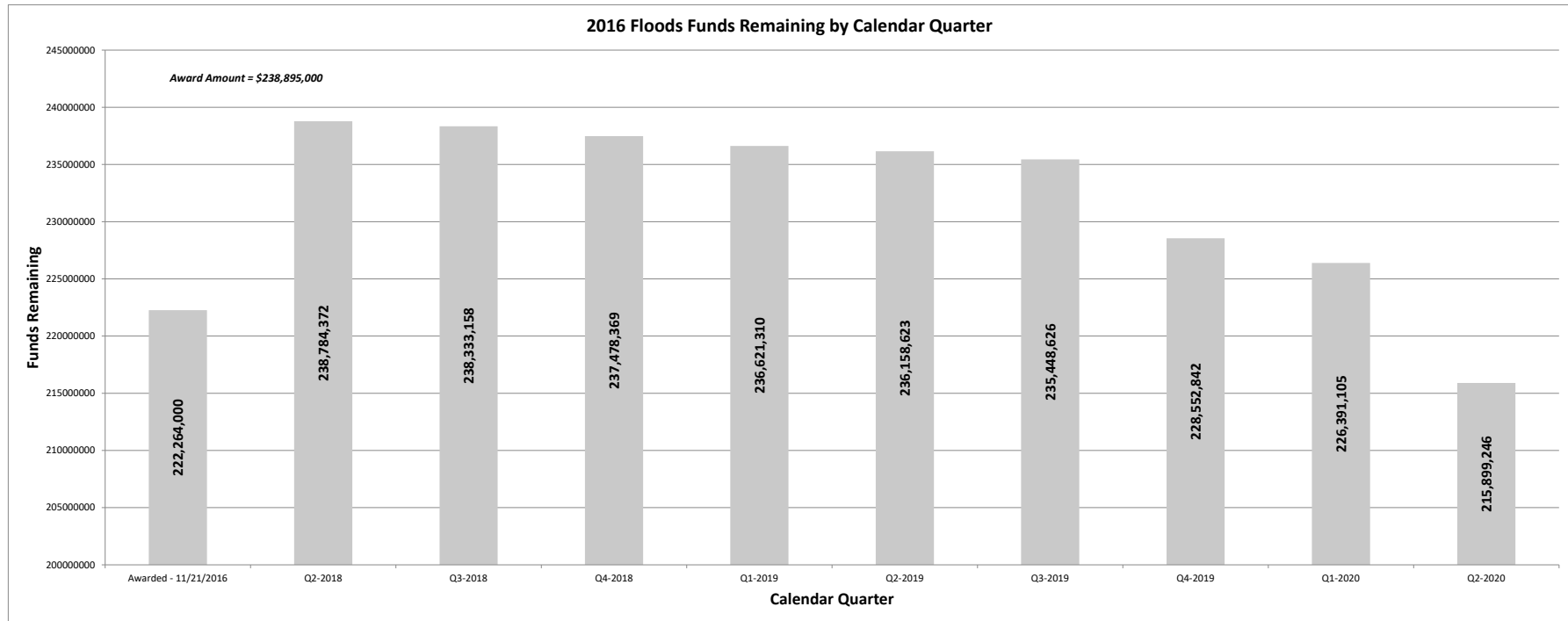
PLANNING - DETAIL	Budgeted	Obligated	Expenditures	Balance (budgeted)	Balance (Obligated)	% Expended (budgeted)	% (Obligated)
Most Impacted Total	\$100,000	\$100,000	\$0	\$100,000	\$100,000	0.0%	100.0%
Texas General Land Office Total	\$4,789,500	\$4,789,500	\$942,429	\$3,847,071	\$3,847,071	19.7%	100.0%
TOTAL:	\$4,889,500	\$4,889,500	\$942,429	\$3,947,071	\$3,947,071	19.3%	100.0%

HOUSING AWARDS - DETAIL	Budgeted	Obligated	Expenditures	Balance (budgeted)	Balance (Obligated)	% Expended (budgeted)	% (Obligated)
Most Impacted Total	\$78,056,070	\$74,068,471	\$2,336,971	\$75,719,099	\$71,731,500	3.0%	94.9%
State Competition Total	\$10,101,010	\$7,843,345	\$30,289	\$10,070,721	\$7,813,056	0.3%	77.6%
TOTAL:	\$88,157,079	\$81,911,816	\$2,367,260	\$85,789,819	\$79,544,556	2.7%	92.9%

INFRASTRUCTURE AWARDS - DETAIL	Budgeted	Obligated	Expenditures	Balance (budgeted)	Balance (Obligated)	% Expended (budgeted)	% (Obligated)
Most Impacted Total	\$103,392,537	\$79,763,126	\$15,749,432	\$87,643,105	\$64,013,693	15.2%	77.1%
State Competition Total	\$30,511,133	\$30,218,687	\$1,723,422	\$28,787,711	\$28,495,265	5.6%	99.0%
TOTAL:	\$133,903,671	\$109,981,813	\$17,472,855	\$116,430,816	\$92,508,958	13.0%	82.1%

Preparer: Anna Ramirez Riojas 7/3/2020
Date

Finance Director Approval: _____
Date



TEXAS GENERAL LAND OFFICE
Community Development and Revitalization Program
Harvey 57M

Reporting Period (as of): 6/30/2020

HUD GRANT NO. : B-17-DL-48-0002
 CFDA 14.228

CDBG HARVEY 57M GRANT TOTAL: \$57,800,000

Grant Awarded: 12/27/2017
Public Law: 115-31

	A	B	C	A-C	B-C	C/A	B/A
	Budgeted	Obligated	Expenditures	Balance (budgeted)	Balance (Obligated)	% Expended (budgeted)	% (Obligated)
ADMINISTRATIVE	\$2,890,000	\$2,890,000	\$8,092	\$2,881,908	\$2,881,908	0.3%	100.0%
HARRIS COUNTY RESIDENTIAL BUYOUT	\$43,465,600	\$43,465,600	\$476,199	\$42,989,401	\$42,989,401	1.1%	100.0%
AFFORDABLE RENTAL RECOVERY PROGRAM	\$11,444,400	\$11,444,400	\$8,158,346	\$3,286,054	\$3,286,054	71.3%	100.0%
TOTAL	\$57,800,000	\$57,800,000	\$8,642,637	\$49,157,363	\$49,157,363	15.0%	100.0%

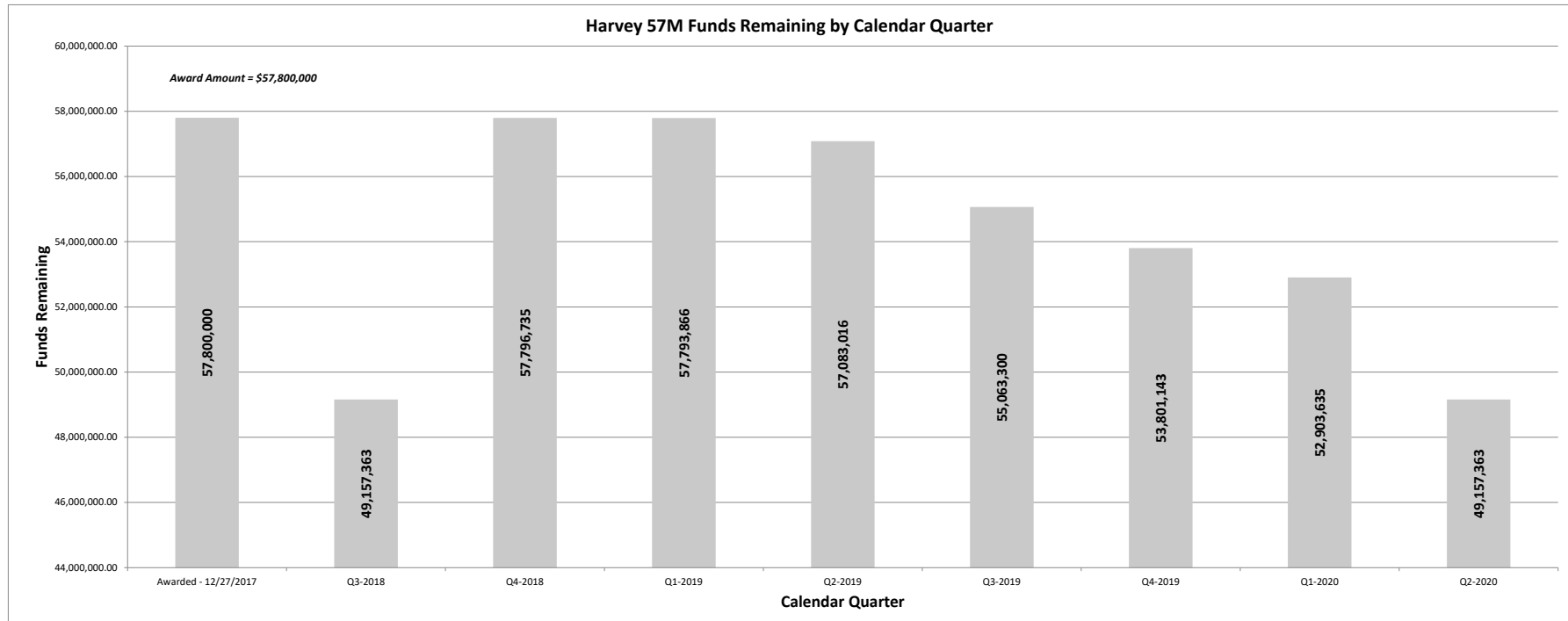
ADMINISTRATION AWARDS - DETAIL	Budgeted	Obligated	Expenditures	Balance (budgeted)	Balance (Obligated)	% Expended (budgeted)	% (Obligated)
Texas General Land Office	\$ 2,890,000	\$ 2,890,000	\$ 8,092	\$ 2,881,908	\$ 2,881,908	0.3%	100.0%
TOTAL:	\$ 2,890,000	\$ 2,890,000	\$ 8,092	\$ 2,881,908	\$ 2,881,908	0.3%	100.0%

HARRIS COUNTY RESIDENTIAL BUYOUT AWARDS - DETAIL	Budgeted	Obligated	Expenditures	Balance (budgeted)	Balance (Obligated)	% Expended (budgeted)	% (Obligated)
Harris County	\$ 43,465,600	\$ 43,465,600	\$ 476,199	\$ 42,989,401	\$ 42,989,401	1.1%	100.0%
Texas General Land Office	\$ -	\$ -	\$ -	\$ -	\$ -	#DIV/0!	#DIV/0!
TOTAL:	\$ 43,465,600	\$ 43,465,600	\$ 476,199	\$ 42,989,401	\$ 42,989,401	1.1%	100.0%

AFFORDABLE RENTAL RECOVERY PROGRAM AWARDS - DETAIL	Budgeted	Obligated	Expenditures	Balance (budgeted)	Balance (Obligated)	% Expended (budgeted)	% (Obligated)
Texas General Land Office	\$ 11,444,400	\$ 11,444,400	\$ 8,158,346	\$ 3,286,054	\$ 3,286,054	71.3%	100.0%
TOTAL:	\$11,444,400	\$11,444,400	\$8,158,346	\$3,286,054	\$3,286,054	71.3%	100.0%

Preparer: Anna Ramirez Riojas 7/3/2020
 Date

Finance Director Approval: _____
 Date



TEXAS GENERAL LAND OFFICE
Community Development and Revitalization Program
Harvey 5B

Reporting Period (as of): 6/30/2020

HUD GRANT NO. : B-17-DM-48-0001
 CFDA 14.228

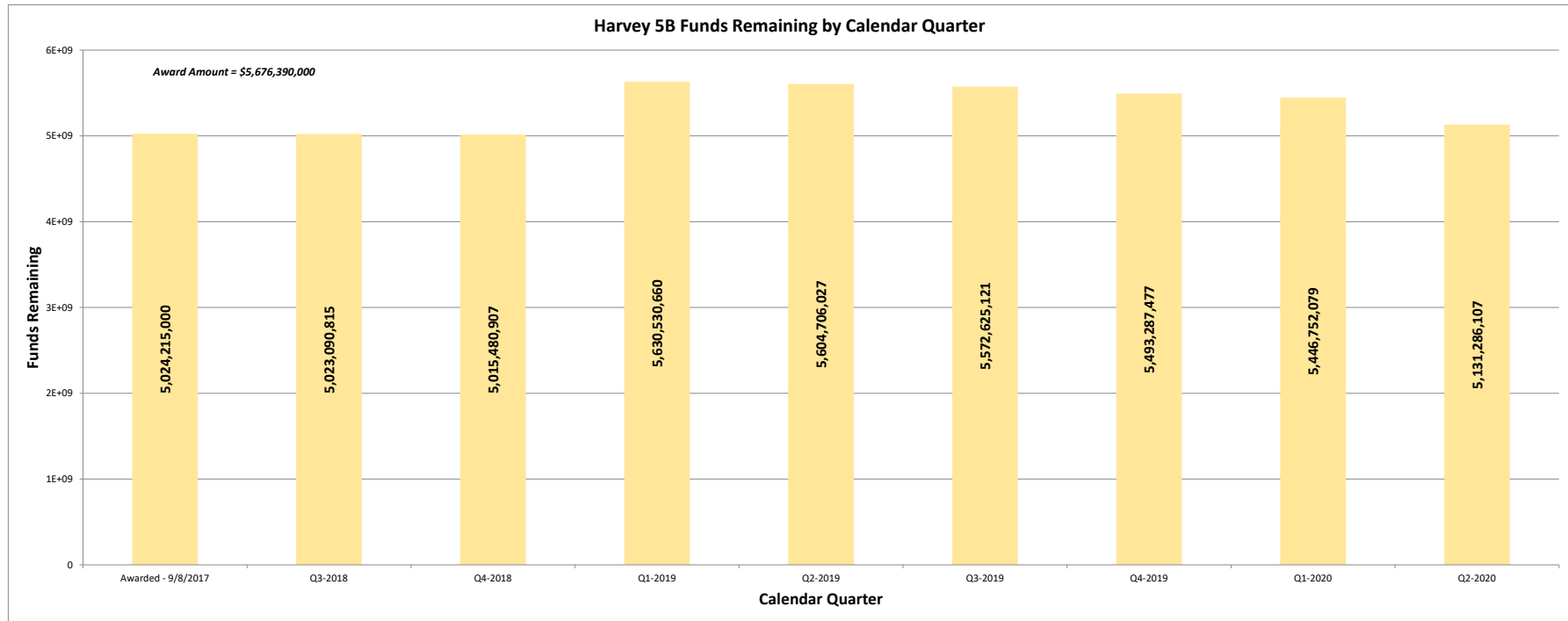
HARVEY 5B GRANT TOTAL: \$5,676,390,000

Grant Awarded: 9/8/2017
Public Laws: 115-56

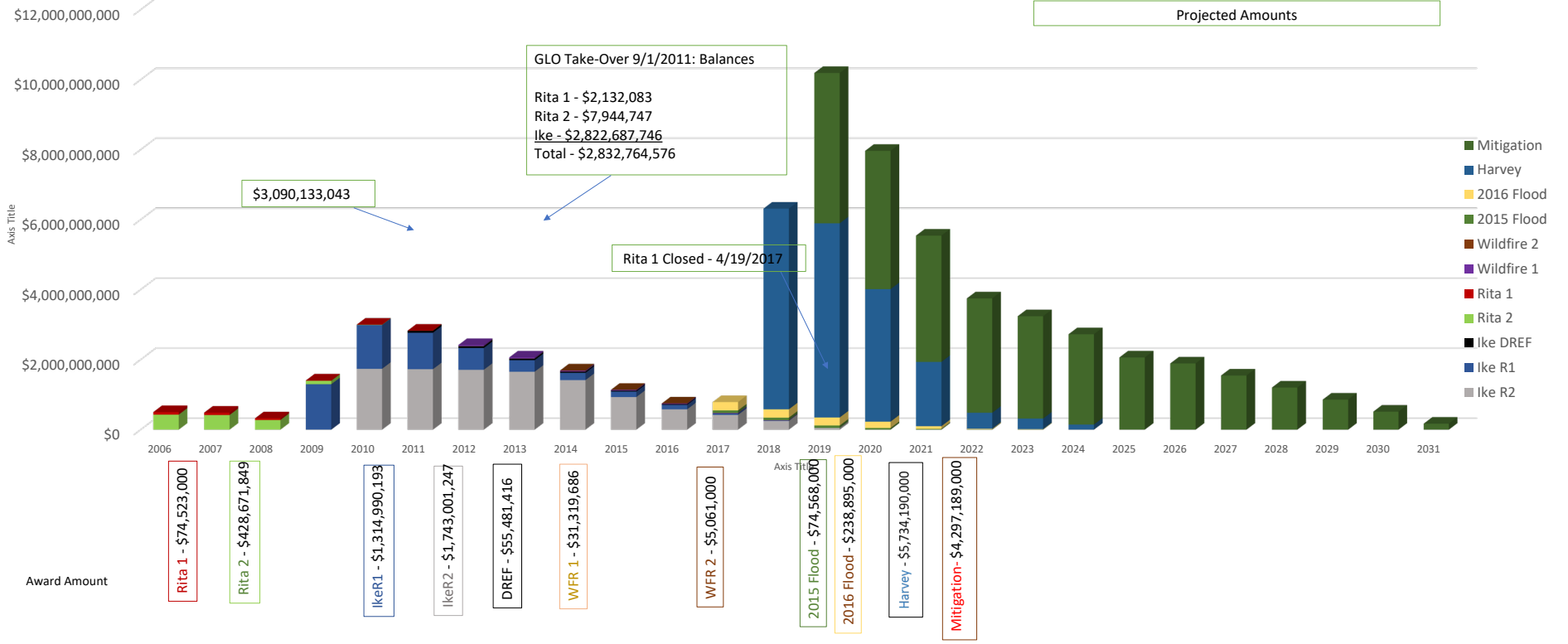
	A	B	C	A-C	B-C	C/A	B/A
	Budgeted	Obligated	Expenditures	Balance (budgeted)	Balance (Obligated)	% Expended (budgeted)	% (Obligated)
Harris County	\$30,117,405	\$30,117,405	\$955,388	\$29,162,017	\$29,162,017	3.2%	100.0%
Houston	\$31,118,976	\$31,118,976	\$1,076,514	\$30,042,462	\$30,042,462	3.5%	100.0%
Texas General Land Office	\$222,583,119	\$189,983,119	\$56,972,174	\$165,610,945	\$133,010,945	25.6%	85.4%
ADMINISTRATIVE	\$283,819,500	\$251,219,500	\$59,004,077	\$224,815,423	\$192,215,423	20.8%	88.5%
Harris County	\$60,234,809	\$60,234,809	\$1,377,403	\$58,857,406	\$58,857,406	2.3%	100.0%
Houston	\$23,100,000	\$23,100,000	\$0	\$23,100,000	\$23,100,000	0.0%	100.0%
Texas General Land Office	\$137,685,446	\$137,525,322	\$3,835,001	\$133,850,445	\$133,690,321	2.8%	99.9%
PLANNING	\$221,020,255	\$220,860,131	\$5,212,404	\$215,807,851	\$215,647,727	2.4%	99.9%
Houston	\$90,264,834	\$90,264,834	\$0	\$90,264,834	\$90,264,834	0.0%	100.0%
HUD Most Impacted	\$84,290,675	\$80,000,000	\$3,669,334	\$80,621,341	\$76,330,666	4.4%	94.9%
State Most Impacted	\$21,072,669	\$20,000,000	\$910,928	\$20,161,741	\$19,089,072	4.3%	94.9%
PUBLIC SERVICES & ECONOMIC REVITALIZATION	\$195,628,178	\$190,264,834	\$4,580,262	\$191,047,916	\$185,684,572	2.3%	97.3%
Harris County	\$921,941,704	\$845,582,205	\$6,718,838	\$915,222,866	\$838,863,367	0.7%	91.7%
Houston	\$1,131,394,231	\$1,095,250,090	\$21,742,816	\$1,109,651,415	\$1,073,507,274	1.9%	96.8%
HUD Most Impacted	\$1,949,261,004	\$1,570,095,266	\$425,728,706	\$1,523,532,298	\$1,144,366,559	21.8%	80.5%
State Most Impacted	\$315,200,373	\$226,211,942	\$20,163,438	\$295,036,935	\$206,048,504	6.4%	71.8%
HOUSING	\$4,317,797,312	\$3,737,139,503	\$474,353,799	\$3,843,443,513	\$3,262,785,704	11.0%	86.6%
Harris County	\$222,519,672	\$116,477,052	\$0	\$222,519,672	\$116,477,052	0.0%	52.3%
HUD Most Impacted	\$371,357,783	\$357,209,001	\$1,461,966	\$369,895,817	\$355,747,035	0.4%	96.2%
State Most Impacted	\$64,247,300	\$56,222,337	\$491,386	\$63,755,914	\$55,730,951	0.8%	87.5%
INFRASTRUCTURE	\$658,124,755	\$529,908,390	\$1,953,352	\$656,171,403	\$527,955,038	\$0	\$2
TOTAL	\$5,676,390,000	\$4,929,392,358	\$545,103,893	\$5,131,286,107	\$4,384,288,465	9.6%	86.8%

Preparer: Anna Ramirez Riojas 7/3/2020
 Date

Finance Director Approval: _____
 Date



Total Grant Funds Balance by Fiscal Year as of 06/30/2020



Community Development and Revitalization Grant Funds Summary as of 06/30/2020

