



LBAP Applications

TEXAS GENERAL
LAND OFFICE

community development & revitalization

PRESENTER



Robby Bizot

DIRECTOR OF INFRASTRUCTURE AND BUYOUT | ICF





AGENDA

- LBAP Applications
- LBAP Lifecycle
- LBAP Application Review Process
- LBAP Application Status
- LBAP Success Stories
- Breakout Session
- Discussion
- Questions



GLO Hurricane Harvey Action Plan

The Local Buyout and Acquisition Program will remove homes from harm's way. Due to the nature of this activity, this program will be administered by subrecipients (local units of government and entities with the power of eminent domain authority). Subrecipients are encouraged to use buyouts and acquisition strategically as a means of acquiring contiguous parcels of land for uses compatible with open space, recreational, natural floodplain functions, wetlands management practices, or other ecosystem restoration.

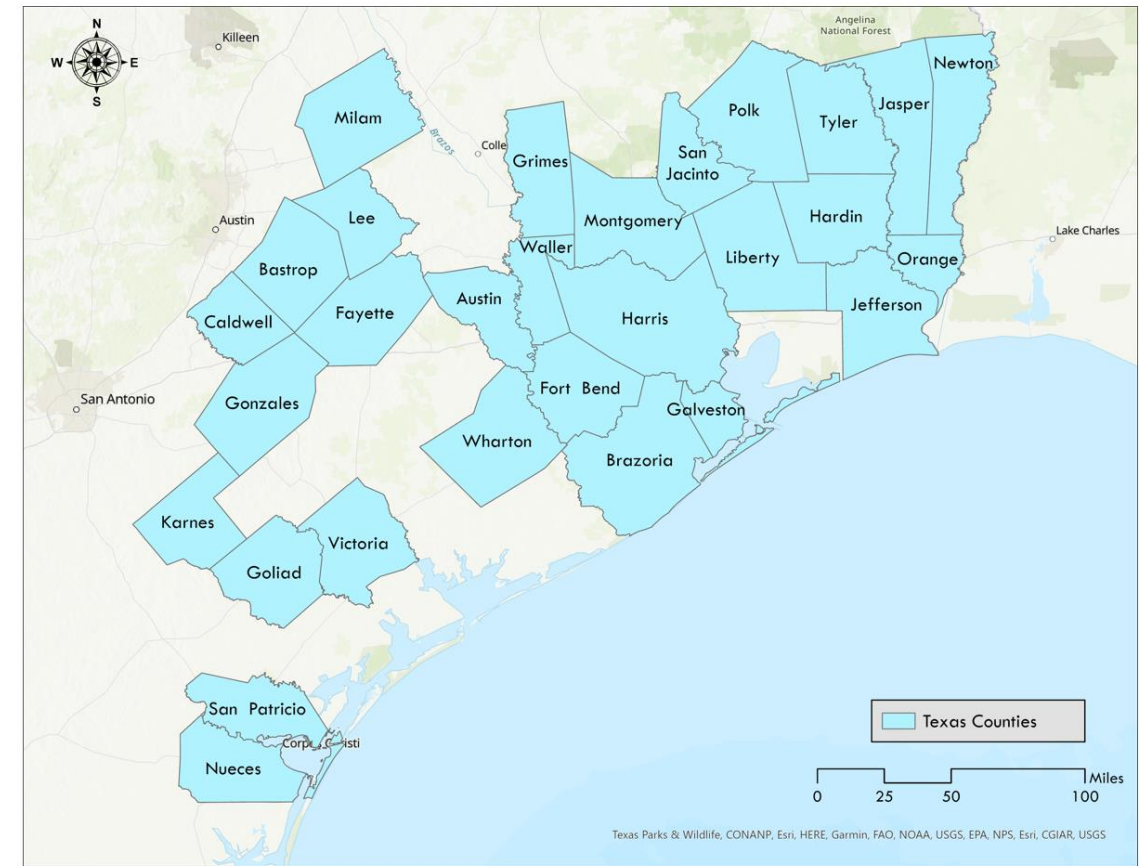
Program	APA 5 Budgets/Allocation	Change	APA 6 Revised Budgets/Allocation
<i>State of Texas – Total</i>	\$3,165,698,369	\$0	\$3,165,698,369
State of Texas – Homeowner Assistance	\$1,334,222,225	\$0	\$1,334,222,225
State of Texas – Local Buyout/Acquisition	\$275,620,892	-\$86,542,411.59	\$189,078,480.41
State of Texas – Homeowner Reimbursement	\$100,000,000	\$0	\$100,000,000



LBAP Applications

County Name	Amount Per Contract
Austin	\$ 1,655,654.00
Bastrop	\$ 2,015,856.38
Brazoria	\$ 2,727,372.00
Caldwell	\$ 1,000,000.00
Fayette	\$ 8,913,617.62
Fort Bend	\$ 21,155,575.00
Galveston	\$ 24,078,629.00
Goliad	\$ 1,583,333.00
Gonzales	\$ 1,667,714.00
Grimes	\$ 1,512,129.00
Hardin	\$ 8,237,915.87
Jasper	\$ 7,820,960.00
Jefferson	\$ 9,827,924.31
Karnes	\$ 1,725,606.00
Lee	\$ 1,000,000.00

County Name	Amount Per Contract
Liberty	\$ 6,743,065.00
Milam	\$ 1,384,055.00
Montgomery	\$ 12,896,489.00
Newton	\$ 8,005,224.00
Nueces	\$ 1,319,559.00
Orange	\$ 18,426,376.20
Polk	\$ 4,746,977.00
San Jacinto	\$ 11,807,489.00
San Patricio	\$ 1,954,326.00
Tyler	\$ 3,486,382.00
Victoria	\$ 4,987,053.00
Waller	\$ 2,244,015.00
Wharton	\$ 3,937,349.00
Grand Total	\$ 175,860,645.38



LBAP Applications (Cont.)

Applicant	Contract Amount
Austin County	\$ 1,655,654.00
Bastrop County	\$ 2,015,856.38
Beaumont	\$ 1,898,364.04
Bridge City	\$ 1,566,004.00
Caldwell County	\$ 1,000,000.00
Corpus Christi	\$ 1,319,559.00
Dickinson	\$ 9,219,828.00
Fayette County	\$ 8,913,617.62
Fort Bend County	\$ 21,155,575.00
Friendswood	\$ 2,762,650.00
Galveston County	\$ 2,838,296.00
Goliad County	\$ 1,583,333.00
Gonzales County	\$ 1,667,714.00
Grimes County	\$ 1,512,129.00
Hardin County	\$ 3,388,238.56
Ingleside	\$ 1,954,326.00
Jasper County	\$ 6,820,960.00

Applicant	Contract Amount
Jasper	\$ 1,000,000.00
Jefferson County	\$ 2,651,308.80
Karnes County	\$ 1,725,606.00
League City	\$ 6,987,717.00
Lee County	\$ 1,000,000.00
Liberty County	\$ 6,743,065.00
Milam County	\$ 1,384,055.00
Montgomery County	\$ 12,896,489.00
Newton County	\$ 8,005,224.00
Orange County	\$ 4,042,406.17
Orange	\$ 3,204,462.17
Pearland	\$ 2,727,372.00
Polk County	\$ 4,746,977.00
Port Arthur	\$ 4,142,753.00
Rose City	\$ 2,000,000.00
Rose Hill Acres	\$ 2,000,000.00
San Jacinto County	\$ 11,807,489.00

Applicant	Contract Amount
Silsbee	\$ 1,200,005.56
Sour Lake	\$ 1,649,671.75
Texas City	\$ 2,270,138.00
Tyler County	\$ 3,486,382.00
Victoria County	\$ 2,545,545.00
Victoria	\$ 2,441,508.00
Vidor	\$ 2,572,057.00
Waller County	\$ 2,244,015.00
West Orange	\$ 3,041,446.86
Wharton County	\$ 2,243,565.00
Wharton	\$ 1,693,784.00
Grand Total	\$ 173,725,146.91



LBAP Lifecycle

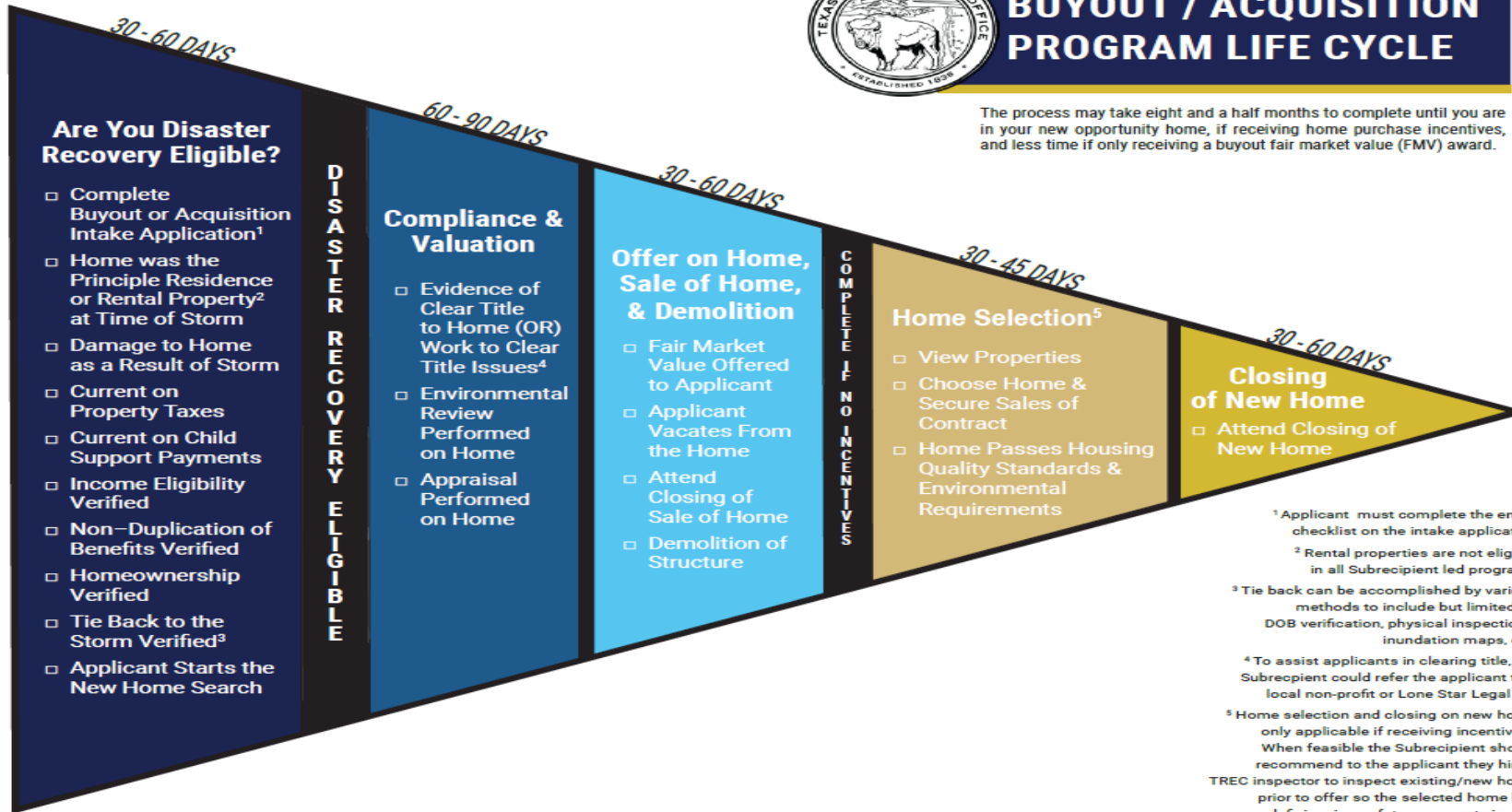


LBAP Lifecycle



BUYOUT / ACQUISITION PROGRAM LIFE CYCLE

The process may take eight and a half months to complete until you are in your new opportunity home, if receiving home purchase incentives, and less time if only receiving a buyout fair market value (FMV) award.



LBAP Application Review Process



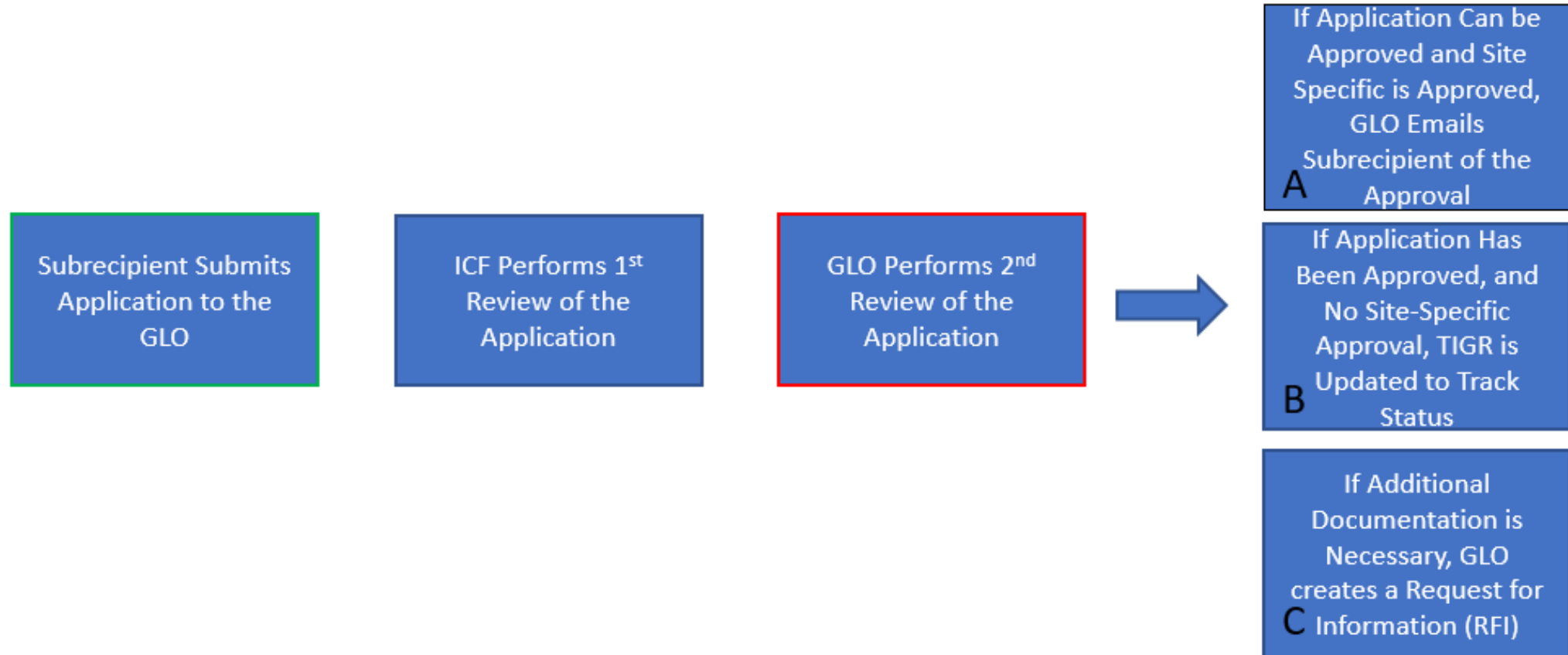
LBAP Application Review Process (Cont.)

Effective 12/27/2021, GLO will continue to provide technical assistance, guidance and training to all subrecipients; however, submitted environmental documents will not be reviewed for compliance. Completeness of the Res ERRs, including mitigation measures and project-specific conditions, will be verified during GLOs in-depth Environmental Monitoring and Enforcement Program (24 CFR 58.18 ga) (2).

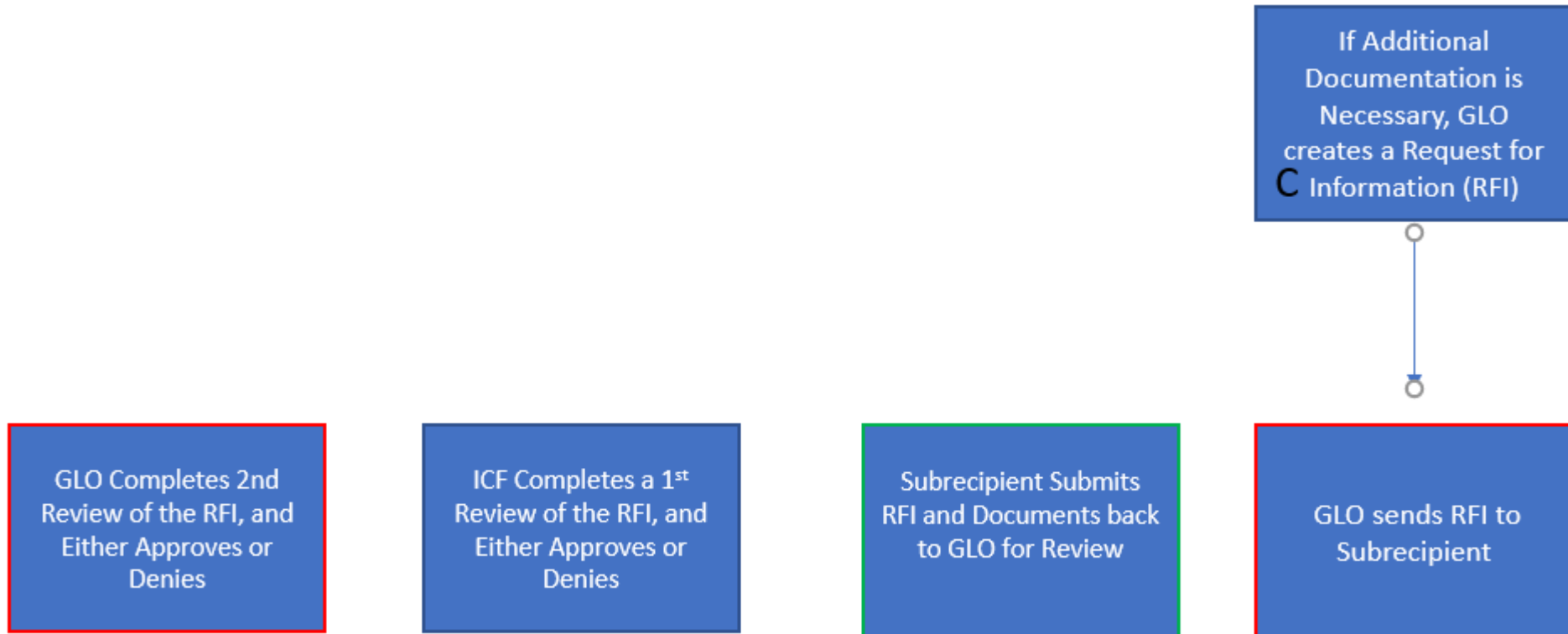
GLO requires subrecipients to upload completed and certified ERRs to the Texas Integrated Grant Reporting (TIGR) system. For projects classified as Categorically Excluded Subject to Section 58.5 (CEST) and Environmental Certification is required. Projects classified as Exempt (24 CFR 58.3), Categorically Excluded Not Subject to the related laws and authorities (CENST) (24 CFR 58.35(b), CEST that converts to exempt (58.34 (a) (12), or **site-specific checklist** (SSC) do not require a RROF and Environmental Certification; therefore, the RE is required to obtain necessary signature and upload the ERR in TIGR after which funds can be obligated.



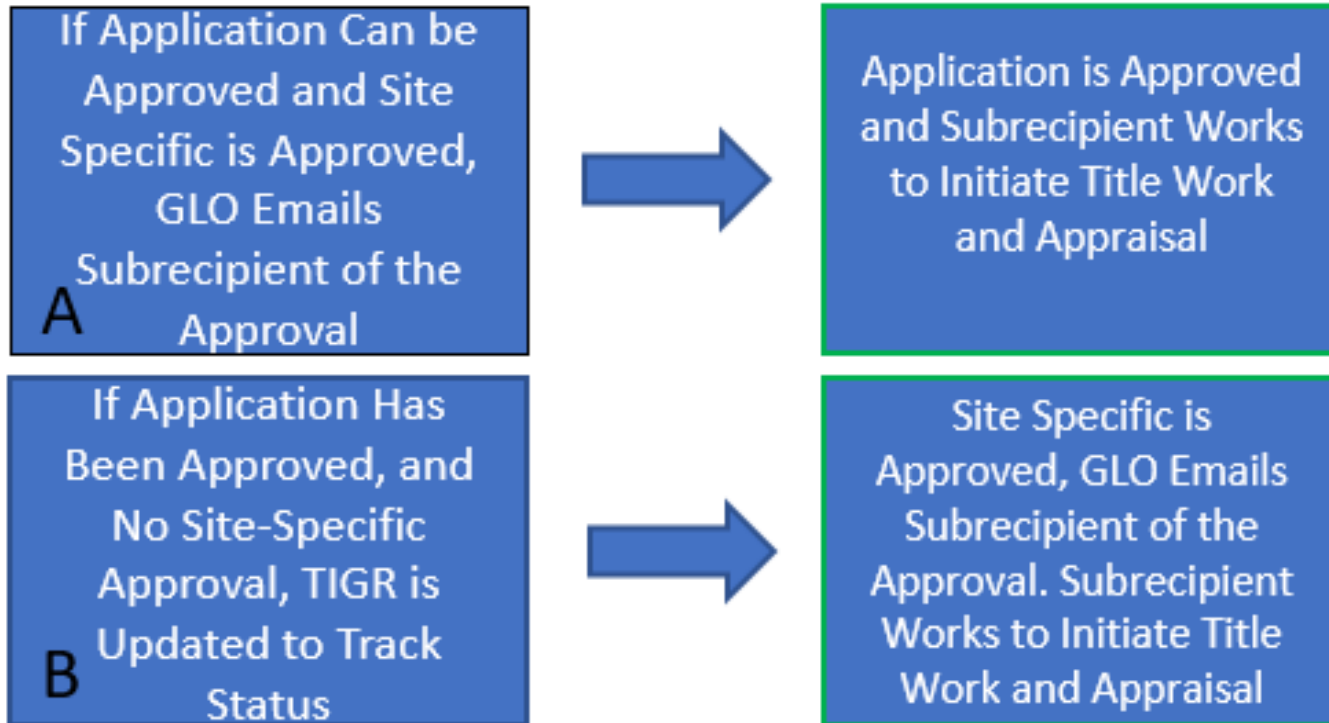
LBAP Application Review Process



LBAP Application Review Process (Cont.)



LBAP Application Review Process (Cont.)



LBAP Application Status



LBAP Application Status

Status of LBAP Application as of
5/24/2022

Contract	_Ineligible	_Draft	4_2nd Review Completed	5_RFI Submitted to Subrecipient	6_RFI Received Under Review	8_RFI Approved Pending Site Specific	9_Application Approved	Grand Total
AustinCo-HVBP	1	3				1	8	13
BastropCo-HVBP							2	2
Beaumont-HVBP	3	1		4	3		3	14
BridgeCity-HVAcq			1	1			1	3
CorpusChristi-HVBP		1						1
FayetteCo-HVBP						1	9	10
Friendswood-HVAcq				1	1		16	18
GalvestonCo-HVAcq				8			4	12
GrimesCo-HVBP						1	5	6
HardinCo-HVAcq				4				4
Ingleside-HVAcq						2		2
JasperCo-HVBP			1			1		2
Jasper-HVBP		1		3		3	2	9
JeffersonCounty-HVBP		1		1				2
LibertyCo-HVBP		7		5		19	20	51
MilamCo-HVBP	2	1		1		1		5
MontgomeryCo-HVBP		2		1			14	17
PolkCo-HVBP		1		2		4	10	17
RoseHillAcres-HVAcq		1		6				7
SanJacintoCo-HVBP				14		8	19	41
Silsbee-HVBP				1	1		1	3
TexasCity-HVBP				3		3		6
TylerCo-HVBP	2						2	4
VictoriaCo-HVBP		1		1			2	4
Victoria-HVBP	2	3		6		3	4	18
Vidor-HVBP		22						22
WallerCo-HVBP				1	1		5	7
WhartonCo-HVBP				1		2	5	8
Wharton-HVBP						2		2
Grand Total	10	45	2	64	6	51	132	310



LBAP Success Story



Montgomery County LBAP Closings



Breakout Session



Discussion




QUESTIONS?

cdr@recovery.texas.gov

 Texas General Land Office

 @glotx

 @txglo

